

Lecture 9: Numerical Partial Differential Equations(Part 1)

Finite Difference Method to Solve 2D Diffusion Equation

Consider to solve
$$\begin{cases} \frac{\partial u}{\partial t} = u_{xx} + u_{yy} + f(x, y) & \text{in } \Omega \\ u = 0 & \text{on } \partial\Omega \end{cases}$$

by using an forward in time and backward in space (FTCS or explicit) finite difference scheme.

Here $\Omega = [0, a] \times [0, b]$, $f(x, y) = xy$. a and b are constants and > 0 .

Finite Differences

- Spatial Discretization: $0 = x_0 < \dots < x_M = a$ with $x_i = \frac{i}{M}a$ and $0 = y_0 < \dots < y_N = b$ with $y_j = \frac{j}{N}b$. Define $\Delta x = \frac{a}{M}$ and $\Delta y = \frac{b}{N}$.

- Differential quotient:

$$u_{xx}(x_i, y_j, t) \sim \frac{u(x_{i-1}, y_j, t) - 2u(x_i, y_j, t) + u(x_{i+1}, y_j, t)}{\Delta x^2}$$

$$u_{yy}(x_i, y_j, t) \sim \frac{u(x_i, y_{j-1}, t) - 2u(x_i, y_j, t) + u(x_i, y_{j+1}, t)}{\Delta y^2}$$

$$u_t(x_i, y_j, t_n) \sim \frac{u(x_i, y_j, t_{n+1}) - u(x_i, y_j, t_n)}{\Delta t}$$

Insert quotients into PDE yields:

$$\begin{aligned} v(x_i, y_j, t_{n+1}) &= v(x_i, y_j, t_n) \\ &+ \Delta t \left(\frac{v(x_{i-1}, y_j, t_n) - 2v(x_i, y_j, t_n) + v(x_{i+1}, y_j, t_n)}{\Delta x^2} \right. \\ &\left. + \frac{v(x_i, y_{j-1}, t_n) - 2v(x_i, y_j, t_n) + v(x_i, y_{j+1}, t_n)}{\Delta y^2} \right) + \Delta t f(x_i, y_j) \end{aligned}$$

Or in short notation

$$\begin{aligned} v_{i,j}^{n+1} &= v_{i,j}^n + \Delta t \left(\frac{v_{i-1,j}^n - 2v_{i,j}^n + v_{i+1,j}^n}{\Delta x^2} + \frac{v_{i,j-1}^n - 2v_{i,j}^n + v_{i,j+1}^n}{\Delta y^2} \right) \\ &+ \Delta t f(x_i, y_j) \end{aligned}$$

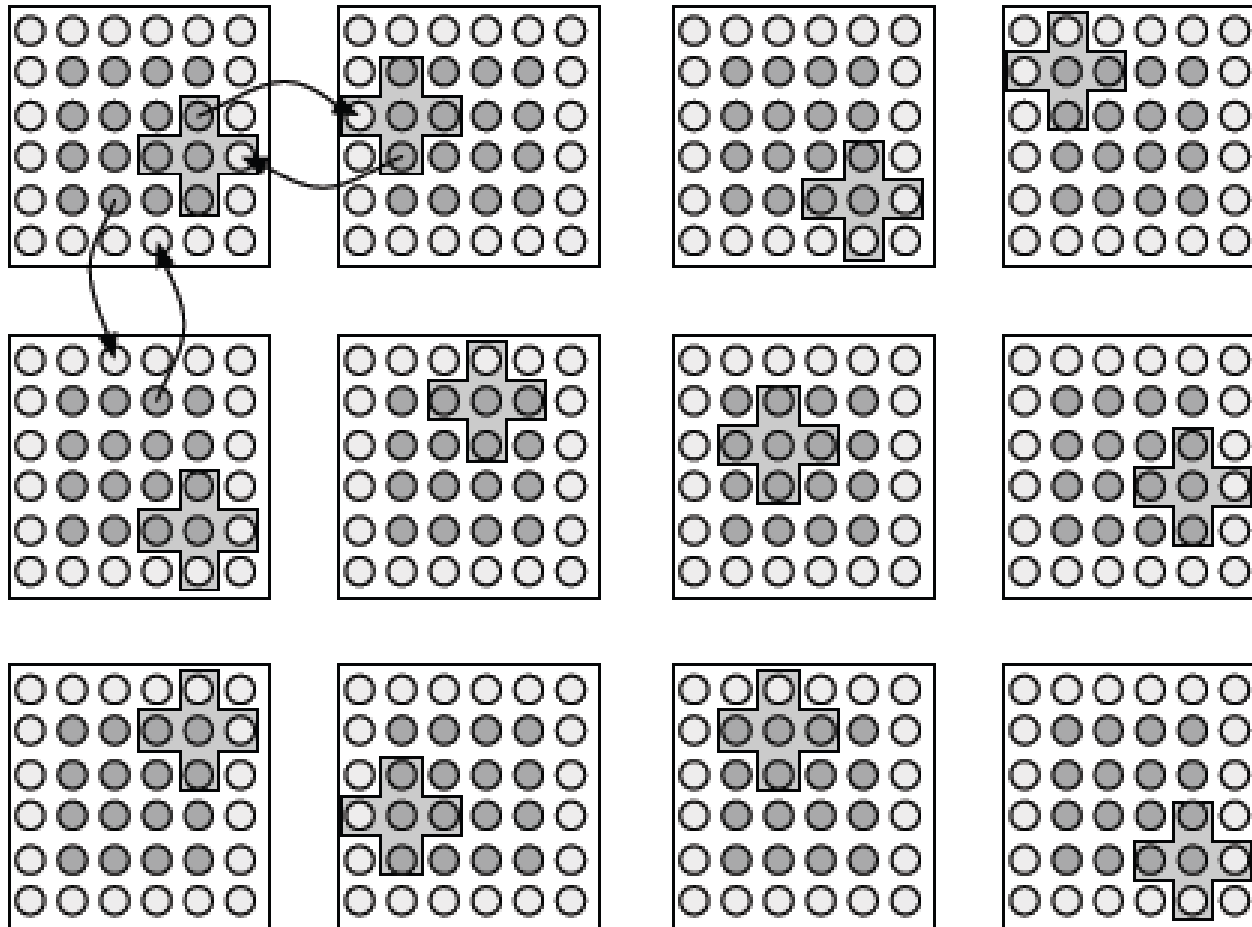
Boundary conditions:

$$v_{0,j}^{n+1} = 0; \quad v_{M,j}^{n+1} = 0; \quad v_{i,0}^{n+1} = 0; \quad v_{i,N}^{n+1} = 0.$$

Parallel Computation with Grids

- Partition solution domain into subdomains.
- Distribute subdomains across processors
- Communication between processors is needed to provide interface between subdomains.
 - Communication is needed when stencil for given grid point includes points on another processor
 - For efficiency, ghost points are used for message passing at the end (or begin) of each iteration. Ghost points overlap between two subdomains, so as subgrids.

Ghost Points




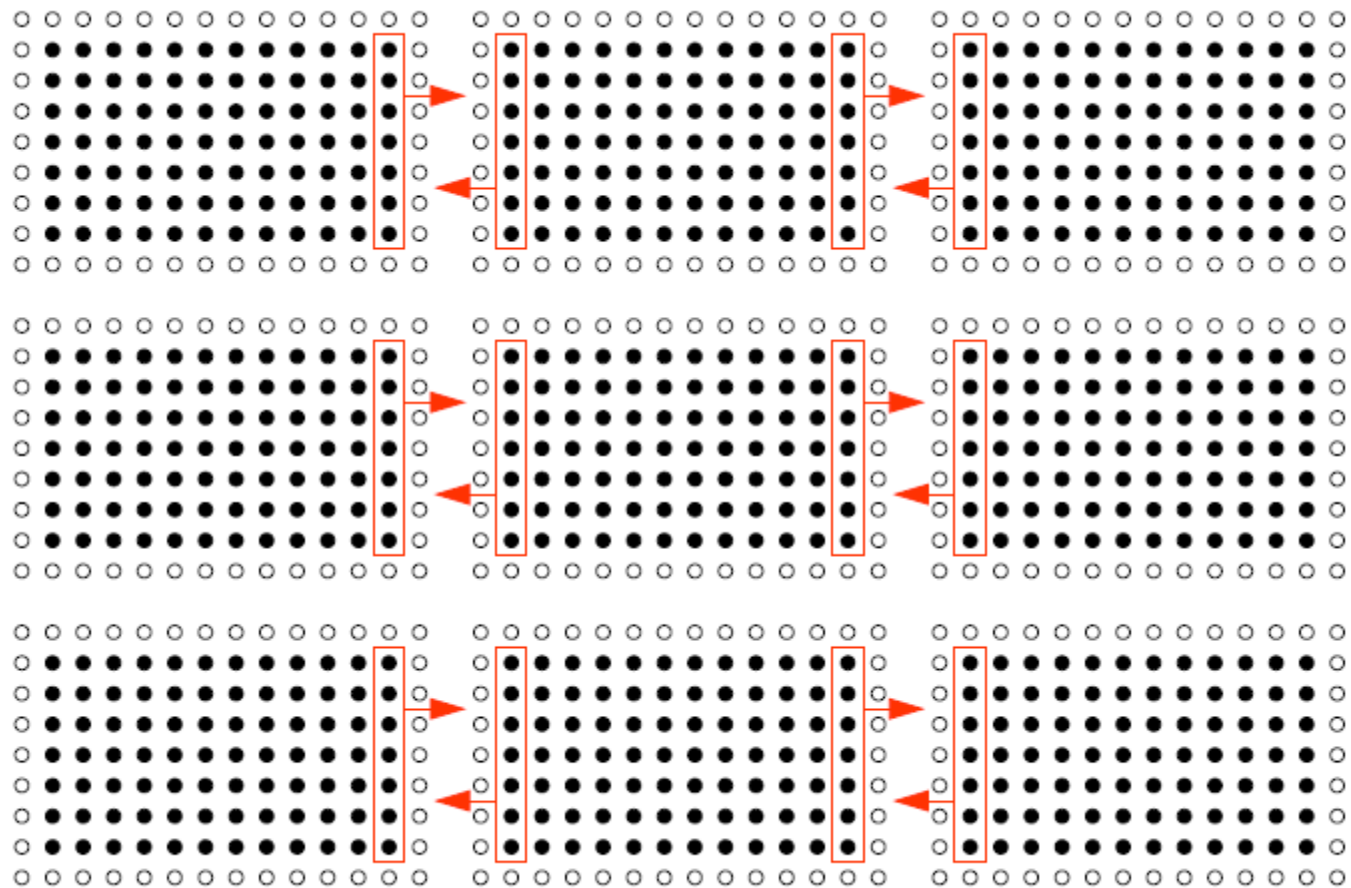
●
grid points


○
ghost points


+


stencil











Grid Structure

```
struct _RECT_GRID {  
    double L[3];    /* Lower corner of rectangle containing grid */  
    double U[3];    /* Upper corner of rectangle containing grid */  
    double h[3];    /* Average grid spacings in the grid */  
    int  gmax[3];   /* Number of grid blocks */  
    int  dim;       /* Dimension of Grid */  
  
    /* Specifications for virtual domains and variable grids */  
  
    double GL[3];   /* Lower corner of global grid */  
    double GU[3];   /* Upper corner of global grid */  
    double VL[3];   /* Lower corner of virtual domain */  
    double VU[3];   /* Upper corner of virtual domain */  
    int  lbuf[3];   /* Lower buffer zone width */  
    int  ubuf[3];   /* Upper buffer zone width */  
};  
typedef struct _RECT_GRID RECT_GRID;
```

Solution Storage

```
#define soln(u, ic, gr)  (u[n_indx((ic), (gr))])
#define n_indx(ic, gr)  ((ic)[1]*((gr)->gmax[0]+(gr)->lbuf[0]+(gr)->ubuf[0]) + (ic)[0])

double *u_store, *u;
int     x_size, y_size, i, ic[2];
RECT_GRID *gr;

....
// properly initialize gr.
....
x_size = gr->gmax[0]+gr->lbuf[0]+gr->ubuf[0];
y_size = gr->gmax[1]+gr->lbuf[1]+gr->ubuf[1];

u_store = new double [x_size*y_size];
u = u_store + gr->lbuf[1]*x_size + gr->lbuf[0];

// show state at the first row of the grid
ic[1] = 0;
for(i = -gr->lbuf[0]; i < gr->lbuf[0]+gr->ubuf[0]; i++)
{
    ic[0] = i;
    cout << "state = " << soln(u,ic,gr) << endl;
}
}
```



```

// Assume we have created a Cartesian grid topology with communicator
// grid_comm

void scatter_states(
double      *u,
RECT_GRID *gr)
{
    int  my_id, side, dim = 2, i;
    int  me[2];

    MPI_Comm_rank(grid_comm , &my_id);
    MPI_Cart_coords(grid_comm, my_id, 2, me);
    for(i = 0; i < dim; i++)
    {
        for(side = 0; side < 2; side++)
        {
            MPI_Barrier(MPI_Comm);
            pp_send_interior_states(me, i, side, u);
            pp_receive_interior_states(me, i, (side+1)%2, u);
        }
    }
}

```



```

// Assume G[2] stores orders of process grid
void pp_send_interior_states(
int *me,
int dir,
int side,
double *u)
{
    int him[2], i, dim = 2;
    int dst_id;
    int L[3], U[3];
    double *storage;

    for (i = 0; i < dim; i++)
        him[i] = me[i];
    him[dir] = (me[dir] + 2*side - 1);
    if (him[dir] < 0)
        him[dir] = G[dir] - 1;
    if (him[dir] >= G[dir])
        him[dir] = 0;
    MPI_Cart_rank(grid_comm, him, &dst_id);

    /// figure out region in which the data need to be sent
    set_send_domain(L,U,dir,side,gr);

    storage = new double [(U[0]-L[0])*(U[1]-L[1])];
    // collect data and put into storage
    ...
    //
    MPI_Bsend(storage, (U[0]-L[0])*(U[1]-L[1]), MPI_DOUBLE, dst_id, 100, MPI_COMM);
}

```

```
set_send_domain(int *L, int *U,int dir, int side,RECT_GRID *gr)
```

```
{  
    int    dim = gr->dim;  
    int    *lbuf = gr->lbuf;  
    int    *ubuf = gr->ubuf;  
    int    *gmax = gr->gmax;  
    int    j;  
    for (j = 0; j < dir; ++j)  
    {  
        L[j] = -lbuf[j];  
        U[j] = gmax[j] + ubuf[j];  
    }  
    if (side == 0)  
    {  
        L[dir] = 0;  
        U[dir]] = lbuf[dir];  
    }  
    else  
    {  
        L[dir] = gmax[dir] - ubuf[dir];  
        U[dir]] = gmax[dir];  
    }  
    for (j = dir+1; j < dim; ++j)  
    {  
        L[j] = -lbuf[j];  
        U[j] = gmax[j] + ubuf[j];  
    }  
}
```

```

void pp_receive_interior_states(
int *me,
int dir,
int side,
double *u)
{
    int him[2], i, dim = 2;
    int src_id;
    int L[3], U[3];
    double *storage;
    MPI_Status *status;

    for (i = 0; i < dim; i++)
        him[i] = me[i];
    him[dir] = (me[dir] + 2*side - 1);
    if (him[dir] < 0)
        him[dir] = G[dir] - 1;
    if (him[dir] >= G[dir])
        him[dir] = 0;
    MPI_Cart_rank(grid_comm, him, &src_id);

    /// figure out region in which the data need to be sent
    set_receive_domain(L,U,dir,side,gr);

    storage = new double [(U[0]-L[0])*(U[1]-L[1])];

    MPI_Recv(storage, (U[0]-L[0])*(U[1]-L[1]), MPI_DOUBLE, src_id, 100, MPI_COMM,&status);
    // Put received data into proper places of u
}

```

```

set_receive_domain(int *L,int *U,int dir,int side, RECT_GRID *gr)
{
    int    dim = gr->dim;
    int    *lbuf = gr->lbuf;
    int    *ubuf = gr->ubuf;
    int    *gmax = gr->gmax;
    int    j;
    for (j = 0; j < dir; ++j)
    {
        L[j] = -lbuf[j];
        U[j] = gmax[j] + ubuf[j];
    }
    if (side == 0)
    {
        L[dir] = -lbuf[dir];
        U[dir] = 0;
    }
    else
    {
        L[dir] = gmax[dir];
        U[dir] = gmax[dir] + ubuf[dir];
    }
    for (j = dir+1; j < dim; ++j)
    {
        L[j] = -lbuf[j];
        U[j] = gmax[j] + ubuf[j];
    }
}

```

Putting Together

```
int main()
{
    int    i, j, k, Max_steps = 10000, ic[2];
    RECT_GRID  *gr;
    double      *u, *u_prev, *tmp;

    // initialize lattice grid: gr
    // initialize storage: *u;
    // initialize state
    // computation
    for(i = 0; i < Max_steps; i++)
    {
        /// time stepping
        for(j = 0; j < gr->gmax[0]; j++)
        {
            ic[0] = j;
            for(k = 0; k < gr->gmax[1]; k++)
            {
                ic[1] = k;
                // update soln: soln(u, ic, gr) = soln(u_prev, ic, gr) + ... ;
            }
        }
        // communication to update ghost points
        scatter_states( u, gr);

        // swap storage for next step
        tmp = u;      u = u_prev;
        u_prev = tmp;
    }
}
```

Lecture 9: Numerical Partial Differential Equations(Part 2)

Finite Difference Method to Solve Poisson's Equation

- Poisson's equation in 1D:

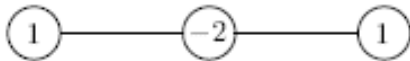
$$\begin{cases} -\frac{d^2u}{dx^2} = f(x), & x \in (0,1) \\ u(0) = u(1) = 0 \end{cases} .$$

- Spatial Discretization: $0 = x_0 < \dots < x_M = 1$.

Define $\Delta x = \frac{1}{M}$. Then $x_i = i\Delta x$.

- $\frac{d^2u(x_i)}{dx^2} \sim \frac{u(x_{i-1}) - 2u(x_i) + u(x_{i+1}))}{\Delta x^2}$

- Stencil of finite difference approximation



- Finite difference equations: for $i = 1, \dots, M - 1$

$$-u_{i-1} + 2u_i - u_{i+1} = \Delta x^2 f_i$$

$$u_0 = 0$$

$$u_M = 0$$

with $f_i = f(x_i)$

- Put into matrix equation format:

$$\text{Let } \mathbf{u} = (u_1, u_2, \dots, u_{M-1})^T, \mathbf{f} = (f_1, f_2, \dots, f_{M-1})^T$$

$$A\mathbf{u} = \Delta x^2 \mathbf{f}$$

$$A = \begin{bmatrix} 2 & -1 & & & & & \\ -1 & 2 & -1 & & & & \\ & -1 & 2 & -1 & & & \\ & & \ddots & \ddots & \ddots & & \\ & & -1 & 2 & -1 & & \\ & & & -1 & 2 & -1 & \\ & & & & -1 & 2 & -1 \\ & & & & & -1 & 2 \end{bmatrix}$$

2D Poisson's Equation

Consider to solve

$$\begin{cases} -\left(\frac{\partial^2 u}{\partial x^2} + \frac{\partial^2 u}{\partial y^2}\right) = f(x, y), & (x, y) \in \Omega \\ u(x, y) = 0 & \text{on } \partial\Omega \end{cases}$$

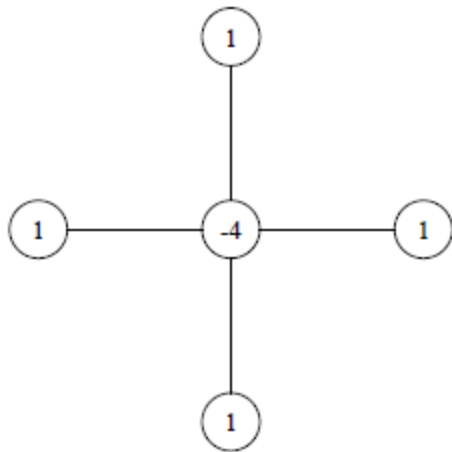
with Ω is rectangle $(0,1) \times (0,1)$ and $\partial\Omega$ is its boundary.

- Define $h = \frac{1}{M}$.
- Spatial Discretization: $0 = x_0 < \dots < x_M = a$ with $x_i = ih$ and $0 = y_0 < \dots < y_M = 1$ with $y_j = jh$.


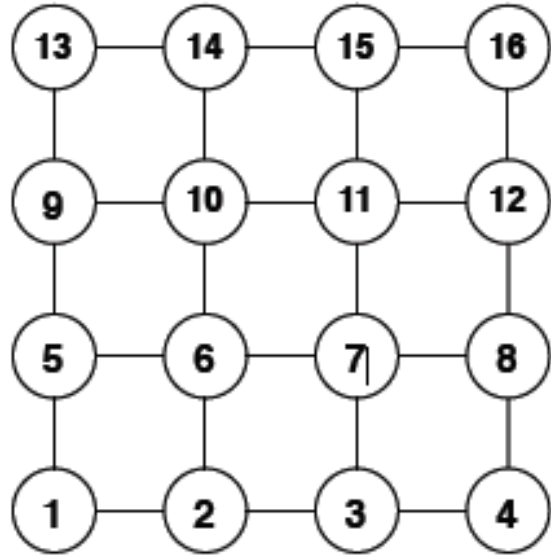
Finite difference equation at grid point (i, j) :

$$-\left(\frac{u_{i-1,j} - 2u_{i,j} + u_{i+1,j}}{h^2} + \frac{u_{i,j-1} - 2u_{i,j} + u_{i,j+1}}{h^2} \right) = f(x_i, y_j) \text{ or}$$
$$-u_{i,j-1} - u_{i-1,j} + 4u_{i,j} - u_{i+1,j} - u_{i,j+1} = h^2 f(x_i, y_j)$$

- Five-point stencil of the finite difference approximation



Natural Row-Wise Ordering

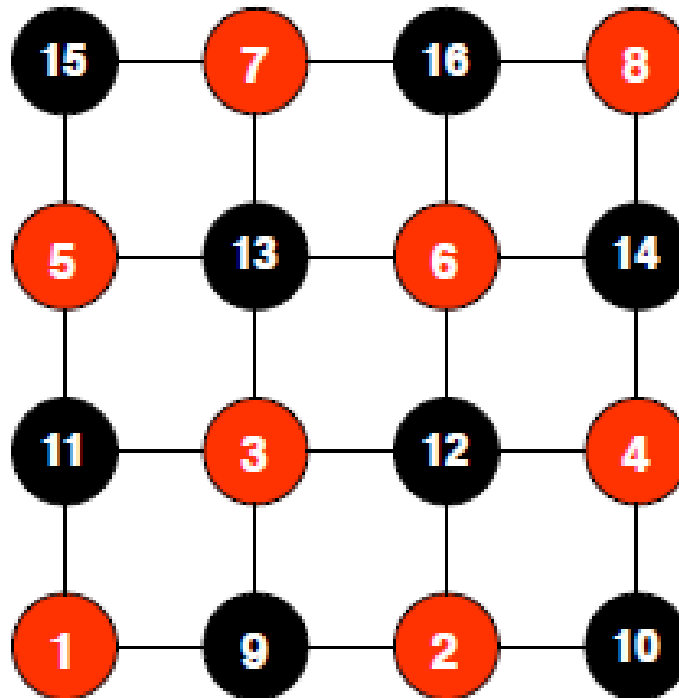


$$u_{ij}^{(k+1)} = (1 - w)u_{ij}^{(k)} + w/4 \left(h^2 f_{ij} + u_{i-1,j}^{(k+1)} + u_{i,j-1}^{(k+1)} + u_{i+1,j}^{(k)} + u_{i,j+1}^{(k)} \right)$$

This is completely sequential.

Red-Black Ordering

- Color the alternate grid points in each dimension red or black



R/B SOR

- First iterates on red points by

$$u_{ij}^{(k+1)} = (1 - w)u_{ij}^{(k)} + w/4 \left(h^2 f_{ij} + u_{i-1,j}^{(k)} + u_{i,j-1}^{(k)} + u_{i+1,j}^{(k)} + u_{i,j+1}^{(k)} \right)$$

- Then iterates on black points by

$$u_{ij}^{(k+1)} = (1 - w)u_{ij}^{(k)} + w/4 \left(h^2 f_{ij} + u_{i-1,j}^{(k+1)} + u_{i,j-1}^{(k+1)} + u_{i+1,j}^{(k+1)} + u_{i,j+1}^{(k+1)} \right)$$


- R/B SOR can be implemented in parallel on the same color grid points.
- The renumbering of the matrix A changes the iteration formula.

For the example just shown:

$$A = \begin{bmatrix} D_r & -C \\ -C^T & D_b \end{bmatrix}$$

Diagonal matrices $D_r = D_b = 4I_8$.

$$C = \begin{pmatrix} 1 & & & & & & & \\ & 1 & & & & & & \\ & & 1 & & & & & \\ & & & 1 & & & & \\ & & & & 1 & & & \\ & & & & & 1 & & \\ & & & & & & 1 & \\ & & & & & & & 1 \end{pmatrix}$$



- Using GS:

$$\begin{bmatrix} D_r & 0 \\ -C^T & D_b \end{bmatrix} \begin{bmatrix} \mathbf{u}_r^{(k+1)} \\ \mathbf{u}_b^{(k+1)} \end{bmatrix} = \begin{bmatrix} 0 & C \\ 0 & 0 \end{bmatrix} \begin{bmatrix} \mathbf{u}_r^{(k)} \\ \mathbf{u}_b^{(k)} \end{bmatrix} + h^2 \mathbf{f}$$

Here $\mathbf{u}_r = (u_1, u_2, u_3, u_4, \dots, u_8)^T$

$\mathbf{u}_b = (u_9, u_{10}, u_{11}, u_{12}, \dots, u_{16})^T$

Algorithm

While error $>$ TOL, do:

- Compute all red-points
- Send/Recv values of the red-points at the boarder of the subdomain to neighboring processes
- Compute all black-points
- Send/Recv values of the black-points at the boarder of the subdomain to neighboring processes

Compute residual error

Endwhile

References

- L. Adams and J.M. Ortega. A Multi-Color SOR Method for Parallel Computation. ICASE 82-9. 1982.
- L. Adams and H.F. Jordan. Is SOR Color-Blind? *SIAM J. Sci. Stat. Comput.* 7(2):490-506, 1986
- D. Xie and L. Adams. New Parallel SOR Method by Domain Partitioning. *SIAM J. Sci. Comput.* 20(6), 1999.

Lecture 9: Numerical Partial Differential Equations(Part 3) – MPI user-defined Datatype

From SOR.c

```
ierr = MPI_Sendrecv(&Phi[(i_send*ColNumber)+j_send], 1, MPI_InteriorPointsCol,  
mynode.west,tag, &Phi[(i_recv*ColNumber)+j_recv],  
1,MPI_InteriorPointsCol,mynode.east,tag, MPI_COMM_WORLD, &status);
```

Derived Datatypes

- Techniques for describing non-contiguous and heterogeneous (structure) data
 - Data are not contiguous in memory
- MPI uses *derived datatypes* for this purpose.

MPI type-definition functions

- *MPI_Type_Contiguous*: a replication of datatype into contiguous locations
- *MPI_Type_vector*: replication of datatype into locations that consist of equally spaced blocks
- *MPI_Type_commit*: commit user defined derived datatype
- *MPI_Type_free*: free the derived datatype
- *MPI_Type_create_hvector*: like vector, but successive blocks are not multiple of base type extent
- *MPI_Type_indexed*: non-contiguous data layout where displacements between successive blocks need not be equal
- *MPI_Type_create_struct*: most general – each block may consist of replications of different datatypes

- *MPI_Type_contiguous* (int count, MPI_Datatype oldtype, MPI_Datatype *newtype)
 - IN count (replication count)
 - IN oldtype (base data type)
 - OUT newtype (handle to new data type)
- Creates a new type which is simply a replication of oldtype into contiguous locations

Example 1:

```

/* create a type which describes a line of ghost cells */
/* buf[0], buf[1],...,buf[nxl-1] set to ghost cells */
  int nxl;
  MPI_Datatype ghosts;

  MPI_Type_contiguous (nxl, MPI_DOUBLE, &ghosts);
  MPI_Type_commit(&ghosts)
  MPI_Send (buf, 1, ghosts, dest, tag, MPI_COMM_WORLD);
  ..
  ..
  MPI_Type_free(&ghosts);

```

From red_black_SOR.c

```

ierr = MPI_Type_contiguous(BlockLenH,MPI_DOUBLE,&MPI_InteriorPointsRow);

```

```
count = 4;  
MPI_Type_contiguous(count, MPI_FLOAT, &rowtype);
```

1.0	2.0	3.0	4.0
5.0	6.0	7.0	8.0
9.0	10.0	11.0	12.0
13.0	14.0	15.0	16.0

a[4][4]

```
MPI_Send(&a[2][0], 1, rowtype, dest, tag, comm);
```

9.0	10.0	11.0	12.0
-----	------	------	------

1 element of
rowtype

- MPI_Type_vector (int count, int blocklength, int stride, MPI_Datatype oldtype, MPI_Datatype *newtype);
 - IN count (number of blocks)
 - IN blocklength (number of elements per block)
 - IN stride (spacing between start of each block, measured in # elements)
 - IN oldtype (base datatype)
 - OUT newtype (handle to new type)
- Allows replication of old type into locations of equally spaced blocks. Each block consists of same number of copies of oldtype with a stride that is multiple of extent of old type.

```
count = 4; blocklength = 1; stride = 4;
MPI_Type_vector(count, blocklength, stride, MPI_FLOAT,
               &columntype);
```

1.0	2.0	3.0	4.0
5.0	6.0	7.0	8.0
9.0	10.0	11.0	12.0
13.0	14.0	15.0	16.0

a[4][4]

```
MPI_Send(&a[0][1], 1, columntype, dest, tag, comm);
```

2.0	6.0	10.0	14.0
-----	-----	------	------

1 element of
columntype

Example 1. Use MPI_Type_vector to send a submatrix: Suppose There is a 4x4 matrix and we want to send the middle four elements.

Type_vector.c

Example 2. red_black_SOR.c

```
ierr |= MPI_Type_vector(BlockLenV,1,ColNumber,MPI_DOUBLE,  
                        &MPI_InteriorPointsCol);
```

- *MPI Type create hvector* (int count, int blocklength, MPI_Aint stride, MPI_Datatype old, MPI_Datatype *new)
 - IN count (number of blocks)
 - IN blocklength (number of elements/block)
 - IN stride (number of bytes between start of each block)
 - IN old (old datatype)
 - OUT new (new datatype)
- Same as MPI_Type_vector, except that stride is given in bytes rather than in elements ('h' stands for 'heterogeneous').

- *MPI_Type_indexed* (int count, int *array_of_blocklengths, int *array_of_displacements, MPI_Datatype oldtype, MPI_Datatype *newtype);
 - IN count (number of blocks)
 - IN array_of_blocklengths (number of elements/block)
 - IN array_of_displacements (displacement for each block, measured as number of elements)
 - IN oldtype
 - OUT newtype
- Displacements between successive blocks need not be equal. This allows gathering of arbitrary entries from an array and sending them in a single message.
- The high level view of *MPI_Type_indexed* is that you create a type to represent a particular part of a matrix. And then you commit that type using *MPI_Type_commit*. So, You specify an arbitrary number of blocks(i.e. continuous elements) of arbitrary lengths within the matrix. *Count* is the total number of elements that you are sending of *old_type*, *array_of_blocklengths* is an array the length of each block you will send, and *array_of_displacements* is an array of where each block begins (i.e. displacement from the beginning of the array.

