

# Supervision Based On Place Invariants: A Survey

M. V. Iordache ([marianiordache@letu.edu](mailto:marianiordache@letu.edu))

*School of Engineering & Engineering Technology, LeTourneau University,  
Longview, TX 75607, USA*

P. J. Antsaklis ([antsaklis.1@nd.edu](mailto:antsaklis.1@nd.edu))

*Department of Electrical Engineering, University of Notre Dame, Notre Dame,  
IN 46556, USA*

**Abstract.** The supervision based on place invariants (SBPI) is an efficient technique for the supervisory control of Petri nets. This paper reveals the significance of the SBPI based on a literature survey, applications, and an analysis of problems and supervisory settings that can be addressed using SBPI. Special attention is given to the various settings within which the problem can be formulated. Such settings can be distinguished based on the concurrency type, the type of controllability and observability, and the centralized or decentralized type of supervision. As we show, it is possible to approach the most general settings in a purely structural way, without resorting to reachability analysis. We begin by describing the SBPI problem and the literature methods that address this problem or are related to it. Then, we proceed to show classes of problems that can be reduced to the SBPI problem. In the SBPI, the specification is described as a system of inequalities that the Petri net marking must satisfy at any time. However, as we show, problems involving more general specifications can be approached in the SBPI setting, sometimes under additional assumptions, by performing net and/or specification transformations. Four of the specifications we will consider are logic constraints, language specifications, disjunctions of linear constraints, and liveness. We conclude with a presentation of possible applications of the SBPI approach to programming with semaphores, fault tolerance, and synchronic-distance based designs.

**Keywords:** Petri nets, supervisory control, mutual exclusion.

## 1. Introduction

Petri nets (PNs) are an important class of discrete event systems, allowing a compact representation of concurrent systems. The literature on the supervision of PNs contains numerous references to the enforcement of specifications consisting of linear inequalities on the PN marking. Such constraints have the form

$$L\mu \leq b \tag{1}$$

where  $\mu$  is the marking,  $L \in \mathbb{Z}^{n_c \times m}$ ,  $b \in \mathbb{Z}^{n_c}$ ,  $\mathbb{Z}$  is the set of integers,  $m$  is the number of places of the PN, and  $n_c$  the number of constraints. The constraints (1) are sometimes called *generalized mutual exclusion*



© 2005 Kluwer Academic Publishers. Printed in the Netherlands.

*constraints* (Giua et al., 1992), since a simpler form of (1) correspond to mutual exclusion specifications.

The constraints (1) have been proposed for a variety of applications: a constrained optimal control problem of chemical processes (Yamalidou and Kantor, 1991), the coordination of AGVs (Krogh and Holloway, 1991), manufacturing constraints (Moody and Antsaklis, 1998), and mutual exclusion in batch processing (Tittus and Egardt, 1999). Moreover, by considering also classes of constraints that can be reduced to (1) on transformed PNs, specifically the generalized linear constraints of (Iordache and Antsaklis, 2003b), other applications can be mentioned here as well: supervisory control of railway networks (Giua and Seatzu, 2001) and fairness enforcement, such as bounding the difference between the number of occurrences of two events, in protocols (Genrich et al., 1980) and manufacturing (Li and Wonham, 1993).

Other interesting qualities of the constraints (1) are as follows. They can describe any forbidden marking specification on safe Petri nets (Yamalidou et al., 1996; Giua et al., 1992), where a Petri net is *safe* if all reachable markings are binary vectors (i.e. consisting of 0 and 1 elements). This property is very interesting for supervision problems on certain subclasses of Petri nets, and notably on marked graphs. Further, as we show in this paper, more general specifications can be reduced to specifications (1) on transformed PNs. Such specifications include language specifications on labeled PNs and disjunctions of constraints (1), under certain boundedness assumptions. Note that a labeled PN is a PN in which the transitions are labeled with (not necessarily distinct) events, just as in the automata setting. Further, a disjunction of constraints (1) is described by  $[L_1\mu \leq b_1] \vee [L_2\mu \leq b_2] \vee \dots [L_p\mu \leq b_p]$ , requiring the marking  $\mu$  to satisfy at least one of  $L_i\mu \leq b_i$ ,  $i = 1 \dots p$ . Note also that the constraints (1) are also interesting in the representation of deadlock prevention and liveness specifications (Iordache et al., 2002; Iordache and Antsaklis, 2003a).

From a historical perspective, the supervisory control of discrete event systems has been related to the problem of Church (1963), in Computer Science. In Computer Science, this line of thought was continued with work on program synthesis for open systems (e.g. (Pnueli and Rosner, 1989)), with focus on automata models and specifications on infinite sequences of events (temporal logic,  $\omega$ -languages). In Control Systems, the supervisory control was proposed by Ramadge and Wonham (1989), with focus on automata and specifications on finite sequences of events. The results of Ramadge and Wonham prompted also research work on the supervisory control of PNs. However, note that the supervision of PNs can also be traced back to earlier work,

such as the use of monitors for liveness enforcement by Lautenbach and Thiagarajan (1979). The initial work on the supervision of PNs considered forbidden state problems (Krogh, 1987) and specifications requiring a PN to reach a target state with additional constraints on the firing sequence (Ichikawa et al., 1985; Ichikawa and Hiraishi, 1988). In the subsequent developments on the supervision of PNs, several major approaches can be identified, as follows. First, the supervision of PNs for forbidden state specifications has been approached with path-based methods, as in (Holloway and Krogh, 1990; Krogh and Holloway, 1991; Zhang and Holloway, 1995), and also with monitor-based solutions, as in the supervision based on place invariants (Giua et al., 1992; Yamalidou et al., 1996; Moody and Antsaklis, 2000). Then, there is also an extension of the Ramadge and Wonham (1989) supervisory control to PNs by Li and Wonham (1993; 1994; 1995) as well as work on the enforcement of languages on labeled PNs, e.g. by Giua and DiCesare (1994; 1995) and Kumar and Holloway (1996). Excellent surveys on the methods proposed for the supervision of Petri nets can be found in (Holloway et al., 1997) and also in (Holloway and Krogh, 1994). While these surveys focus on the path-based approach, here we survey work that is most relevant to the SBPI and present new results that emphasize the significance of this approach. Note also that much of the work surveyed here was not available at the time of (Holloway et al., 1997).

The contribution and the organization of the paper is as follows. First, the supervision based on place invariants (SBPI) is introduced in section 3. The notation of the paper and several important definitions are also included in this section. To simplify the introduction of the SBPI, section 3 considers the simpler case of full controllability and observability. Then, section 4 presents the various ways partial controllability and partial observability is modeled in the literature. These include individually controllable/observable transitions, controlled PNs (CtlPNs), labeled PNs, and marking observation. In section 4 we also introduce a new concept, which we call *double-labeled PNs*. Double-labeled PNs are shown to be able to represent the systems described by any of the previous modeling techniques (CtlPNs, labeled PNs, PNs with individually controllable/observable transitions). Further, as shown in the following section 5, the admissibility based methods for the SBPI (e.g. in (Moody and Antsaklis, 1998)) can be adapted for double-labeled PNs.

After outlining the principle of the admissibility-based methods and presenting structural admissibility tests in section 5, the literature approaches that can deal with specifications (1) are overviewed in section 6. The literature survey of section 6 is classified according to

the type of the methods, such as methods based on structural conditions for admissibility, or on a path analysis, or on the computation of the maximal controlled-invariant set, or for decentralized control. Section 7 deals with the expressiveness of the constraints (1). This section overviews several results showing how various supervision problems can be reduced to the enforcement of constraints (1). Thus, we overview logic constraints, the generalized linear constraints of (Iordache and Antsaklis, 2003b), the representation of liveness constraints in the form (1), and two very recent results (Iordache and Antsaklis, 2005) on language constraints and disjunctive constraints. We emphasize the results on language constraints and disjunctive constraints, as they significantly expand the area of applicability of the supervision methods for constraints (1).

In section 8 we show three applications of the constraints (1). First, we examine the relation between the SBPI and programming with semaphores, discussing also the implications to automated code generation in software engineering. Then, we present a new result showing that the constraints (1) and one of their extensions can be used to represent redundant embeddings for fault tolerant applications. Finally we show that one of the extensions of (1) can represent a class of specifications arising in the context of the Theory of Synchrony.

## 2. Notation

A Petri net (PN) will be denoted by the structure  $\mathcal{N} = (P, T, D^-, D^+)$ , where  $P$  is the set of places,  $T$  the set of transitions,  $D^-, D^+ \in \mathbb{N}^{|P| \times |T|}$  are the input and output matrices, and  $\mathbb{N}$  is the set of nonnegative integers. Further, we denote by  $D = D^+ - D^-$  the incidence matrix and by  $\mu$  the marking. A Petri net with initial marking  $\mu_0$  will be denoted by  $(\mathcal{N}, \mu_0)$ .

In this survey we will distinguish between the *firing vector*  $q$ , the *Parikh vector*  $v$  and the *firing count vector*  $\underline{\sigma}$ . The firing vector  $q$  describes the transition(s) that fire at a firing instance. The Parikh vector is a state variable, indicating how many times each transition has fired since the initialization of the system. Finally, the firing count vector  $\underline{\sigma}$  is defined with respect to a finite firing sequence  $\sigma$ , indicating how many times each transition  $t$  occurs in  $\sigma$ . In particular, if  $\sigma$  is the sequence fired since the initialization of the system,  $v = \underline{\sigma}$ .

The set of reachable markings of  $(\mathcal{N}, \mu_0)$  will be denoted by  $\mathcal{R}(\mathcal{N}, \mu_0)$ . Recall, a Petri net  $(\mathcal{N}, \mu_0)$  in which all reachable markings are binary vectors (i.e.  $\mathcal{R}(\mathcal{N}, \mu_0) \subseteq \{0, 1\}^{|P|}$ ) is said to be *safe*.

We call (1) a *set of constraints*, because it consists of the constraints  $L(i, \cdot)\mu \leq b(i)$ , for  $i = 1 \dots k$ , and  $k$  the number of rows of  $L$ . Further, we also say that (1) is a *conjunction of constraints*, since all  $L(i, \cdot)\mu \leq b(i)$ ,  $i = 1 \dots k$ , must be satisfied when (1) is satisfied. In contrast, a *disjunction of constraints*  $l_i\mu \leq c_i$ ,  $i = 1 \dots k$ , describes the requirement that at all times there is  $i$  such that  $\mu$  satisfies  $l_i\mu \leq c_i$ . We denote the disjunction of constraints by  $\bigvee_i [l_i\mu \leq c_i]$ .

### 3. The Supervision Based on Place Invariants

This section introduces the supervision based on place invariants (SBPI). The presentation of this section focuses on the simplest case: no concurrency and full controllability and observability. At the end of the section we will present also various concurrency settings, together with the simple extension of the SBPI for concurrency. The SBPI under partial controllability and observability is more involved, and will be presented in subsequent sections.

In the SBPI, the system to be controlled is called **plant**, and is assumed to be given in the form of a PN  $\mathcal{N} = (P, T, D^-, D^+)$ . The SBPI provides a supervisor enforcing (1) in the form of a PN  $\mathcal{N}_s = (P_s, T, D_s^-, D_s^+)$  with

$$D_s = -LD \quad (2)$$

$$\mu_{0,s} = b - L\mu_0 \quad (3)$$

where  $D_s$  is the incidence matrix of the supervisor,  $\mu_{0,s}$  the initial marking of the supervisor, and  $\mu_0$  is the initial marking of  $\mathcal{N}$ . The places of the supervisor are called **monitors**<sup>1</sup> (Giua et al., 1992). The supervised system, that is the **closed-loop** system, is a PN  $\mathcal{N}_c$  of incidence matrix:

$$D_c = \begin{bmatrix} D \\ -LD \end{bmatrix} \quad (4)$$

The relation to place invariants is as follows. Recall, a **place invariant** of  $\mathcal{N}$  is an integer vector  $x \in \mathbb{Z}^{1 \times |P|}$  such that  $xD = 0$ . Recall also that for a place invariant  $x$ ,  $x\mu = x\mu_0$  for all reachable markings  $\mu$ . Note that all rows of  $[L, I]$  are place invariants of  $\mathcal{N}_c$ . Then, from (3) it follows that at all reachable markings of the closed loop:

$$\mu_s = b - L\mu \quad (5)$$

---

<sup>1</sup> In much of the literature, the monitors are called *control places*. In this paper we do not call them control places, to avoid confusion with the quite different concept of control places of the CtlPN approach to the supervision of PNs (Krogh, 1987; Holloway and Krogh, 1990; Krogh and Holloway, 1991).

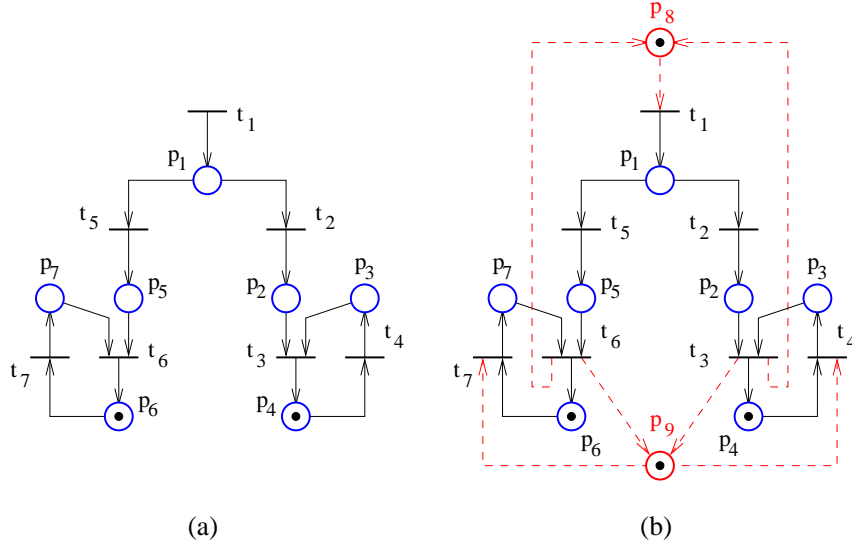


Figure 1. Example of plant and closed-loop system.

Since  $\mu_s$ , the marking of the monitors, is nonnegative, (1) is enforced. Furthermore, we can say that (1) is enforced by creating the invariants  $[L, I]$  in the closed-loop. This is why the approach is “based on place invariants.”

EXAMPLE 1. The PN of Figure 1(a) adapts a PN model from (Moody and Antsaklis, 1998) of an unreliable machine (Desrochers and Al’Jaar, 1995). Let’s denote  $\mu(p_i)$  by  $\mu_i$ . Assume we desire to enforce

$$\mu_1 + \mu_2 + \mu_5 \leq 1 \quad (6)$$

$$\mu_3 + \mu_7 \leq 1 \quad (7)$$

By (2–3), we obtain the supervisor shown in Figure 1(b), consisting of the monitors  $p_8$  and  $p_9$ . Thus, (5) is described by

$$\mu_8 = 1 - \mu_1 - \mu_2 - \mu_5 \quad (8)$$

$$\mu_9 = 1 - \mu_3 - \mu_7 \quad (9)$$

where (8) and (9) correspond to the two place invariants created by  $p_8$  and  $p_9$ .

The supervisors constructed as above are optimal (Giua et al., 1992; Moody and Antsaklis, 1998; Yamalidou et al., 1996). Following (Moody and Antsaklis, 1998), the optimality can be stated as follows:

**THEOREM 1.** (Moody and Antsaklis, 1998) *If  $L\mu_0 \leq b$  then the PN supervisor with incidence matrix  $D_s = -LD$  and initial marking  $\mu_{0,s} = b - L\mu_0$  enforces the constraint  $L\mu \leq b$  when included in the closed-loop system  $D_c = [D^T, D_s^T]^T$ . Furthermore, the supervision is least restrictive.*

Much of the PN literature is written under the assumption that only one transition may fire at a time. This is known as the **no concurrency assumption**. This will also be the usual assumption in this survey. However, since many results are not limited to this setting, we will consider also other concurrency assumptions. A very good presentation of the various concurrency settings can be found in (Stremersch, 2001).

Let  $q$  denote the firing vector. Under the no concurrency assumption,  $q \in \{0, 1\}^{|T|}$ ,  $\sum_{t \in T} q(t) = 1$ , and the entry with  $q(t) = 1$  indicates the transition that is to fire. Another concurrency setting is under the **concurrency assumption**. Under this assumption, groups of transitions may fire at the same time. In this case,  $q \in \{0, 1\}^{|T|}$  and  $\{t : q(t) = 1\}$  identifies the transitions  $t$  that are to be fired at the same time. Still another setting corresponds to the **transition-bag assumption**. Under this assumption, the transitions in a group may be fired each several times, at the same firing instance. Thus,  $q \in \mathbb{N}^{|T|}$  and for each  $t$ ,  $q(t)$  indicates how many times  $t$  is fired. Following (Stremersch, 2001), we can incorporate these concurrency assumptions in a general setting in which we require  $q \in \Delta$ , for a given  $\Delta \subseteq \mathbb{N}^{|T|}$ .

Under any concurrency setting, a firing vector  $q$  is enabled by the plant at the marking  $\mu$  when

$$\mu \geq D^- q \tag{10}$$

While under the no concurrency assumption it is convenient to consider that a supervisor enables transitions, for the general case we consider that a supervisor enables firing vectors. Following (Stremersch, 2001), we restrict our attention to the supervisors with the property that if they enable  $q$ , then they enable every  $q' \leq q$ .

Note that the SBPI design remains optimal under concurrency, as Theorem 1 still applies. This has been formally proved in (Stremersch, 2001).

In the literature, the study of the SBPI began with the work of Giua et al. (1992). The paper deals with the redundancy, equivalence and modeling power of the specifications (1), and the enforcement of (1) for fully controllable and observable PNs. The authors show how to construct the supervisor based on  $L$ ,  $D$  and  $\mu_0$ , and prove a result equivalent to Theorem 1. While the results of (Giua et al., 1992) assume that  $L$  and  $b$  in (1) have nonnegative elements, most results there apply also in the general case.

The benefits of the SBPI were further detailed in (Yamalidou et al., 1996), which considers also a more general set of linear constraints that involve both the marking  $\mu$  and the firing vector. A simple approach for the conversion of boolean expressions to (1) for safe PNs appears also in the paper. Moody and Antsaklis (1998; 2000) provide a very accessible presentation of the SBPI, together with extensions for PNs with uncontrollable and unobservable transitions. For the most part, our notation follows that of Moody and Antsaklis (1998; 2000).

As seen in this section, the SBPI design is both simple and optimal in the case of fully controllable and observable PNs. Thus, in the literature, the focus has been on the development of design methods for PNs with partial controllability and partial observability. Before surveying this part of the literature, we present the various concepts of controllability and observability that have been used.

#### 4. Uncontrollability and Unobservability

Our developments in the previous section rely on the assumptions that (a) all transitions of the PN can be disabled at will, that is, are controllable; (b) the firings of any transition can be detected; (c) each transition firing produces a distinct event. By relaxing (a), (b), and (c) we obtain PNs with partial controllability, partial observability, and with a labeling, respectively.

In the literature, we can distinguish two main types of uncontrollability and unobservability. In the first one, events can be controlled and observed, as in the Ramadge and Wonham (1989) setting. Thus, when the transitions have distinct event labels, individual transitions can be controlled/observed. Another view of partial controllability has been introduced by Krogh (1987), who proposed the *controlled PNs*. In the controlled PN setting, sets of transitions (as opposed to individual transitions) may be disabled. Further, a different kind of partial observability results when the supervisor is assumed to rely on the state (marking) rather than transition firings. In this section we describe and compare the various controllability and observability settings. In particular, we will introduce a class of PNs, called double-labeled PNs, and show that it **can model or simulate** all types of uncontrollability while modeling also event unobservability. This result is significant, as we will show in the next section that double-labeled PNs can be approached by structural methods of supervisor design.



#### 4.1. INDIVIDUALLY CONTROLLABLE AND OBSERVABLE TRANSITIONS

In this setting, the set of transitions  $T$  is partitioned in  $T = T_c \cup T_{uc}$  and  $T = T_o \cup T_{uo}$ , where  $T_c$  ( $T_o$ ) is the set of controllable (observable) transitions and  $T_{uc}$  ( $T_{uo}$ ) is the set of observable (unobservable) transitions. Thus, a supervisor has the ability to control only the transitions  $t \in T_c$  and to observe only the firings of  $t \in T_o$ .

As an illustration, consider the PN of Figure 2(c), modeling a part of a manufacturing system. In the manufacturing system, AGVs going in opposite directions can enter a common loading area. In the model, firing  $t_1$  ( $t_2$ ) corresponds to AGVs entering (exiting) in one direction, and firing  $t_3$  ( $t_4$ ) corresponds to AGVs entering (exiting) from the other direction. Thus,  $t_1 \in T_o$  corresponds to the case in which we can detect when an AGV enters the loading area from one of the **two** directions. Further,  $t_1, t_3 \in T_c$  corresponds to the case when we can prevent AGVs from entering the loading area from either direction.

A possible way to generalize this setting appears in (Basile et al., 2000), which proposes replacing  $T_{uc}$  and  $T_{uo}$  with control and observation costs. Other ways to generalize this setting are discussed in the remaining part of this section.

#### 4.2. CONTROLLED PNs (CTLPNs)

This setting introduces a different kind of uncontrollability. Following (Holloway et al., 1997), a **controlled PN (CtlPN)** is a triple  $\mathcal{N}^c = (\mathcal{N}, \mathcal{C}, \mathcal{B})$ , where  $\mathcal{N} = (P, T, F)$  is an ordinary PN,  $\mathcal{C}$  is a finite set of **control places**,  $\mathcal{C} \cap P = \emptyset$ , and  $\mathcal{B} \subseteq \mathcal{C} \times T$  is a set of directed arcs. As expected, given a marking  $\mu$  of  $\mathcal{N}$ , a transition  $t$  is enabled by the plant, or **state enabled**, when for all places  $p \in P$ ,  $(p, t) \in F \Rightarrow \mu(p) \geq 1$ . A **control** for a CtlPN is a function  $u : \mathcal{C} \rightarrow \{0, 1\}$ . Given a control  $u$ , a transition  $t$  is **control enabled** when for all control places  $c$ ,  $(c, t) \in \mathcal{B} \Rightarrow u(c) = 1$ . Of course, a transition can be fired only when it is both control and state enabled. In a concurrency setting, the control allows all control-enabled transitions to be fired simultaneously.

Note that firing a transition has no effect on the control (there are no tokens flowing out of the control places). This distinguishes the control places of CtlPNs from the monitors in the context of the SBPI, which behave completely like the normal places of a PN.

As an example, consider Figure 2(a). The control places in the CtlPN shown there are  $c_1 \dots c_4$ . The firings of  $t_2$  and  $t_5$  cannot be controlled, as no control places are connected to  $t_2$  and  $t_5$ . On the other hand,  $c_1 \dots c_4$  control the firings of the other transitions. For instance,  $t_7$  may be fired only if  $u(c_1) = 1$  and  $t_6$  only if both  $u(c_3) = 1$  and  $u(c_4) = 1$ . In a CtlPN, it may not be possible to disable individually

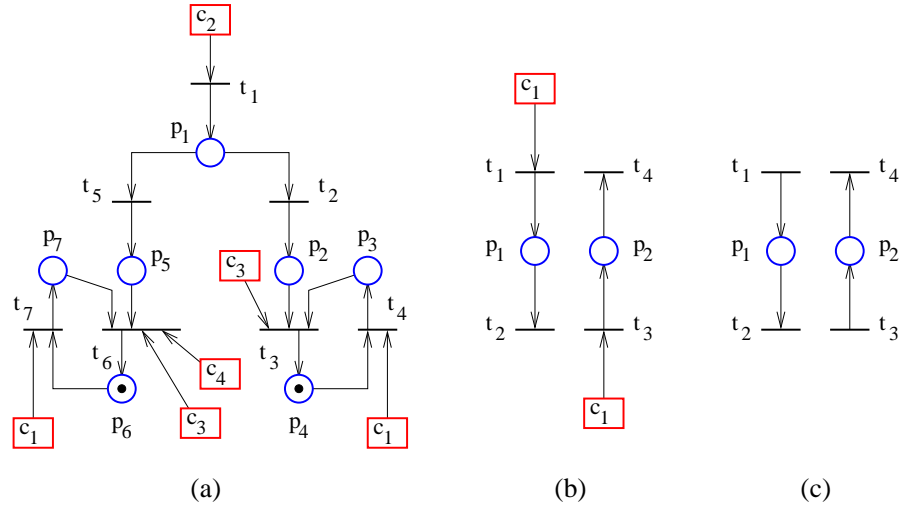


Figure 2. Illustrations of various controllability and observability settings.

each “controllable” transition. For instance, if  $u(c_1) = 0$ , both  $t_7$  and  $t_4$  are disabled, and if  $u(c_1) = 1$ , both  $t_7$  and  $t_4$  are control-enabled. This makes the controllability concept of CtIPNs more general than the one of section 4.1.

A modeling example illustrating this kind of controllability is as follows. Consider a train-gate controller, at the crossing of a railway with a two-way road. There are two gates, one for each direction of the traffic. The system is modeled in Figure 2(b): firing  $t_1$  corresponds to a vehicle entering the crossing from one direction, and firing  $t_3$  corresponds to a vehicle entering from the other direction. The controller is only given the ability to either lower *both* gates or raise *both* gates. Thus, the controller cannot have one gate lowered and the other raised. This is modeled by controlling  $t_1$  and  $t_3$  with the same control place  $c_1$ .

#### 4.3. STATE OBSERVATION

In the structural setting, transition firings are observed. However, we could observe instead markings (the state). In this case, limited observability corresponds to limited information on the marking of the system. As shown in (Holloway et al., 1997), this can be modeled by a function  $O : \mathcal{M} \rightarrow \{o_1, o_2, \dots, o_n\}$ , mapping the set of markings  $\mathcal{M}$  onto a set of observability classes  $o_1, o_2, \dots, o_n$ .

As an illustration, consider again the manufacturing model of Figure 2(c). Recall, AGVs going in opposite directions can enter a common

loading area; firing  $t_1$  ( $t_2$ ) corresponds to AGVs entering (exiting) in one direction, while firing  $t_3$  ( $t_4$ ) corresponds to AGVs entering (exiting) from the other direction. Assume only one AGV can be in the loading area at any time. Assume also that we can only detect the presence of an AGV in the loading area, but not its direction. Then, we cannot distinguish between the markings  $\mu = [1, 0]^T$  and  $\mu = [0, 1]^T$ . So we can associate an observation class  $o_1$  for the markings  $[1, 0]^T$  and  $[0, 1]^T$ , and a class  $o_2$  for the marking  $[0, 0]^T$ .

#### 4.4. LABELED PETRI NETS

The controllability and observability concepts of section 4.1 can be extended to labeled PNs. A **labeled PN** is a PN enhanced with a labeling function  $\rho : T \rightarrow 2^\Sigma \cup \{\lambda\}$ , where  $\Sigma$  is the set of events,  $\rho$  the labeling function, and  $\lambda$  the null event. Following the Ramadge-Wonham setting,  $\Sigma$  can be partitioned into controllable and uncontrollable events,  $\Sigma = \Sigma_c \cup \Sigma_{uc}$  and observable and unobservable events  $\Sigma = \Sigma_o \cup \Sigma_{uo}$ . In this setting, when a transition  $t$  fires, an event  $e \in \rho(t)$  is generated. If  $e \in \Sigma_c$  ( $e \in \Sigma_o$ ), the supervisor is able to disable (observe) this event. Note that  $t$  is disabled by the supervisor only when all events  $e \in \rho(t)$  are disabled. Compared to section 4.1, one difference is that two transitions  $t_1$  and  $t_2$  may produce the same event when fired. Here, a supervisor controls/observes transitions indirectly, by disabling/observing events.

The Ramadge-Wonham setting is usually associated with the no concurrency assumption. However, in the context of labeled PNs we can use also the other concurrency settings, allowing control-enabled transitions to fire at the same time, including multiple firings of individual transitions.

As an illustration, recall the train-gate controller example of section 4.2, modeled in Figure 2(b). We can model the same example with the structure of Figure 2(c) and a labeling function  $\rho$  such that  $\rho(t_1) = \rho(t_3)$ . However, note that this model assumes not only that  $t_1$  and  $t_3$  cannot be individually controlled, but also that they cannot be individually observed (firing  $t_1$  or  $t_3$  produces the same event). This motivates introducing double-labeled PNs next.

#### 4.5. DOUBLE-LABELED PNs

Double-labeled PNs combine the concepts of transition controllability and observability of CtIPNs and labeled PNs, respectively. A **double-labeled PN** is a PN enhanced with two labeling functions:  $\rho : T \rightarrow 2^\Sigma \cup \{\lambda\}$  and  $o : T \rightarrow \Omega \cup \{\lambda\}$ , where  $\rho$  labels transitions with subsets of control events  $e \in \Sigma$ , and  $o$  labels transitions with observation events

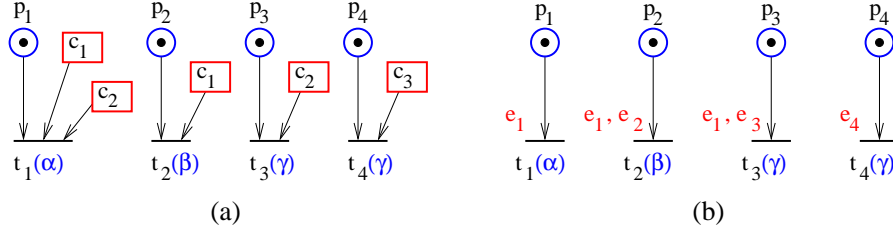


Figure 3. A CtlPN and its double-labeled PN counterpart.

$o \in \Omega$ . Thus,  $\Sigma(\Omega)$  is the set of control (observation) events. The meaning of the two labellings is as follows: a transition  $t \in T$  is control-enabled when there is an event  $e \in \rho(t)$  that is enabled. Further, when  $t$  fires, the event  $o(t)$  is generated. Note that when the underlying PN is safe and has a state machine structure, a double-labeled PN corresponds to a Mealy type automaton. In fact, the reachability graph of any double-labeled PN is a Mealy automaton.

By using the two labeling functions in the train-gate example (Figure 2(c)), we can model the situation in which vehicles entering from different directions produce different observation symbols ( $o(t_1) \neq o(t_3)$ ), while the flow from one direction cannot be interrupted apart from the flow of the other direction ( $\rho(t_1) = \rho(t_3)$ ).

#### 4.6. COMPARISON

Clearly, the controllability concept of CtlPNs is more general than that of section 4.1, as in section 4.1 we assume each controllable transition can be individually disabled. Moreover, the setting of labeled PNs does not capture the ability to control only certain groups of transitions either. Indeed, a possibility would be to use a common label for all transitions in a group. However, this would imply not only that the transitions can be enabled/disabled as a group, but also that they generate the same event when fired. Further, we would not be able to have a transition in two groups unless both groups would generate the same events. Thus, it is known (Holloway et al., 1997) that enabling groups of transitions as opposed to individual transitions, corresponds to a more unusual setting in the Ramadge-Wonham framework, in which not all combinations of controllable events can be disabled (Golaszewski and Ramadge, 1988a). We show next that double-labeled PNs can model the type of uncontrollability of CtlPNs. This is an important observation, for as we show in section 5.3, structural methods can deal with double-labeled PNs.

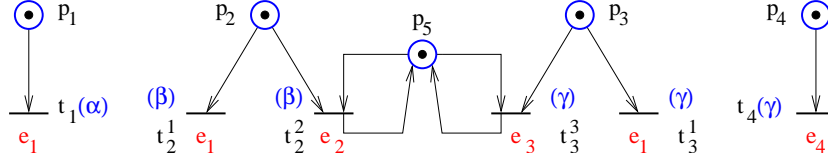


Figure 4. A double-labeled PN equivalent to the CtIPN of Figure 3(a).

As an example, Figure 3(b) shows a double-labeled PN. The observation events are shown in Greek letters. For instance,  $o(t_1) = \alpha$  and  $o(t_4) = \gamma$ . The control events are the events  $e_i$ ,  $i = 1 \dots 4$ . For instance,  $\rho(t_2) = \{e_1, e_2\}$  and  $\rho(t_1) = \{e_1\}$ . Note that the PN of Figure 3(b) can simulate the behavior of the CtIPN of Figure 3(a) by enabling  $e_1$  for controls  $u$  satisfying  $u(c_1) = u(c_2) = 1$ ,  $e_2$  for  $u(c_1) = 1$ ,  $e_3$  for  $u(c_2) = 1$ , and  $e_4$  for  $u(c_3) = 1$ . The two PNs of Figure 3 are not perfectly equivalent, since in the double-labeled version it is possible to enable  $t_2$  and  $t_3$  while disabling  $t_1$  ( $e_2$  and  $e_3$  enabled and  $e_1$  disabled). If this is a concern, we can use the simple remedy of Figure 4.

The conversion of CtIPNs to double-labeled PNs, as illustrated in Figure 3, can be performed as follows. Given a CtIPN  $\mathcal{N}^c = (\mathcal{N}, \mathcal{C}, \mathcal{B})$ , let  $\mathcal{U}$  be the set of controls. The observation labeling  $o$  of  $\mathcal{N}$  is assumed to be given, as we know from the beginning the observation events generated by transitions. It remains to construct the control labeling  $\rho$ . For each transition  $t$ , let  $u_t \in \mathcal{U}$  denote the minimal control enabling  $t$ :  $u_t(c) = 1$  when  $(c, t) \in \mathcal{B}$  and  $u_t(c) = 0$  otherwise. Let  $\mathcal{U}_{min}$  be the set of minimal controls:  $\mathcal{U}_{min} = \{u \in \mathcal{U} : u \text{ minimal for some } t \in T\}$ . The set of control events  $\Sigma$  is constructed as follows: for each  $u_k \in \mathcal{U}_{min} \setminus \{0\}$  associate a distinct event  $e_k \in \Sigma$ . Let's denote by  $u[e_k]$  the control associated to an event  $e_k$ . Note that given a control  $u_j$ , a transition  $t$  of  $\mathcal{N}^c$  is control-enabled when its minimal control  $u_t$  satisfies  $u_t \leq u_j$ . So we define  $\rho(t) = \{e_j \in \Sigma : u_t \leq u[e_j]\}$ .

The construction ensures that applying a control  $u$  to the CtIPN corresponds to enabling all events  $e_j$  with  $u[e_j] \leq u$ , resulting in the same transitions being control-enabled in the CtIPN and the double-labeled PN. However, the converse may not be true: enabling the events  $e_1 \dots e_k$  may not result in the same set of transitions being enabled in the CtIPN. The control applied to the CtIPN when  $e_1 \dots e_k$  are enabled must satisfy  $u(i) = 1$  iff  $\exists j \in \{1 \dots k\} : u[e_j](i) = 1$ , that is,  $u = u[e_1] \vee u[e_2] \vee \dots \vee u[e_k]$ , where  $\vee$  stands for the binary operator OR taken element by element (e.g.  $[1, 1, 0] = [1, 0, 0] \vee [0, 1, 0]$ ). While the construction presented so far is expected to be satisfactory for most supervisory control problems, let's notice that it is possible to refine it

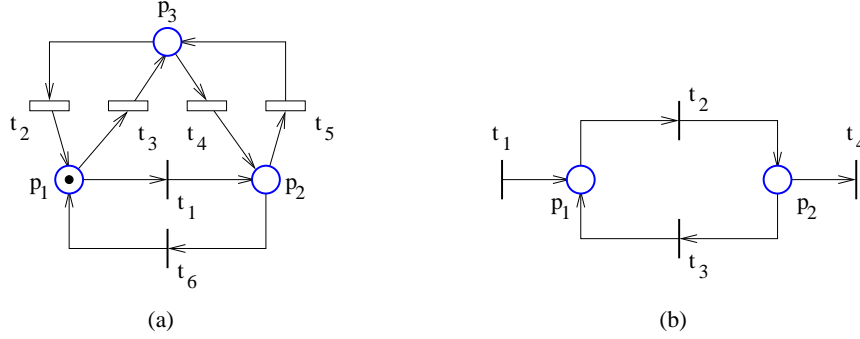


Figure 5. Examples illustrating two distinct observability concepts.

to obtain a perfectly equivalent double-labeled PN, as shown next. If enabling  $e_1 \dots e_k$  does not result in the same set of enabled transitions as applying  $u = u[e_1] \vee u[e_2] \vee \dots \vee u[e_k]$  to the CtIPN, the only possibility is that there is some other event  $e_{k+1}$  (not enabled) such that  $u \geq u[e_{k+1}]$ . Thus, our construction is to avoid this possibility. Let  $e_1, \dots, e_{k+1}$  be such that  $k \geq 2$ ,  $u[e_1] \vee u[e_2] \vee \dots \vee u[e_k] \geq u[e_{k+1}]$ ,  $u[e_2] \vee u[e_3] \vee \dots \vee u[e_k] \not\geq u[e_{k+1}]$ ,  $u[e_1] \vee u[e_3] \vee \dots \vee u[e_k] \not\geq u[e_{k+1}]$ ,  $\dots$  and  $u[e_1] \vee u[e_2] \vee \dots \vee u[e_{k-1}] \not\geq u[e_{k+1}]$ . Then, if there is no event  $e_{k+2}$  such that  $u[e_{k+2}] = u[e_1] \vee u[e_2] \vee \dots \vee u[e_k]$ , the event  $e_{k+2}$  is created and the labeling function is updated such that  $\rho(t) = \{e_j \in \Sigma : u_t \leq u[e_j]\}$ . Then, a monitor of marking  $k - 1$  similar to  $p_5$  in Figure 4 ( $k = 2$  in the figure) is added for each group of transitions  $t_1, t_2, \dots, t_k$  such that  $e_i \in \rho(t_i)$  for all  $i = 1 \dots k$ . The monitor ensures that  $t_1^1, \dots, t_k^k$  cannot fire at the same time, where  $t_i^j$  denotes the transition  $t_i$  under the event  $e_j$  (as in Figure 4). These operations are repeated for all groups of events  $e_1 \dots e_{k+1}$  satisfying the properties above.

The converse operation is also possible: a double-labeled PN can be converted to a CtIPN enhanced with an observation labeling  $o$ . That is, it is possible to replace the control labeling with control places.

From a supervision viewpoint, the definition of CtIPNs limits CtIPNs to the concurrency assumption. Indeed, under more general concurrency settings (which allow also multiple firings of the same transition at one time), the controls become very liberal, as they allow an unlimited number of firings for all enabled transitions. However, there is no such limitation for double-labeled PNs. For instance, in Figure 1(b), the number of simultaneous firings of  $t_1$  can be limited by the marking of the monitor  $p_8$ .

Comparing the two observability settings, state observation and event observation, note that no setting is more general than the other, in the sense that a problem formulated in one setting may not be approachable in the other.

An example of problem that can be dealt with in the event observation setting, but not in the state observation setting, is as follows. Figure 5(a) shows a PN in which only  $t_1$  is observable and only  $t_6$  is controllable. Assume the initial marking is known and corresponds to the marking shown in Figure 5(a). The specification requires  $t_6$  be disabled until  $t_1$  fires, and then enabled. This problem is trivial in the event observation setting: the supervisor disables  $t_6$  until it observes a firing of  $t_1$ . In the state observation setting, note the following. There are three reachable markings:  $\mu^1$ ,  $\mu^2$ , and  $\mu^3$ , each corresponding to one token being in  $p_1$ ,  $p_2$ , and  $p_3$ , respectively. Since  $t_2$  and  $t_3$  are unobservable, we must define the observation map  $O$  such that  $O(\mu^1) = O(\mu^3)$ . Similarly, we need  $O(\mu^2) = O(\mu^3)$ . It follows that all reachable markings must belong to the same observation class! Therefore, we have no information regarding whether  $t_6$  should be enabled or not. In this particular example, it is still possible to solve the problem by changing the structure of the PN: let  $p_4$  be a sink place added to  $t_1$  (i.e.  $\bullet p_4 = t_1$  and  $p_4 \bullet = \emptyset$ ). Since  $t_1$  is observable, we can define two classes of markings:  $o_1$  for markings with  $\mu_4 = 0$ , and  $o_2$  for markings with  $\mu_4 \geq 1$ . Then, we disable (enable)  $t_6$  whenever the marking is in  $o_1$  ( $o_2$ ).

On the other hand, a problem that cannot be treated in the event observation framework is as follows. In the PN of Figure 5(b), assume we have three observation classes:  $o_1$  for markings with  $\mu_2 = 0$ ,  $o_2$  for  $1 \leq \mu_2 \leq 2$  and  $o_3$  for  $\mu_2 \geq 3$ . The specification is that  $t_4$  may fire only if  $\mu_2 \geq 3$ , where  $t_4$  is controllable. Regardless of the observation labels we choose for  $t_2$ ,  $t_3$ , and  $t_4$ , there is no **solution, unless the initial marking is assumed to be known**.

Finally, note that from events we can estimate the state by means of observers. Work on PN observers appears in (Giua and Seatzu, 2002). There, the initial marking is unknown, and the marking of the plant is estimated by observing the transitions. **The paper considers also the enforcement** of specifications (1) based on the estimated marking. However, as shown in (Giua et al., 2004), deadlock may arise in the enforcement of (1) due to estimation errors. Thus, a deadlock recovery solution is proposed, based on integer programming and timing information on the firing delays of enabled transitions.

## 5. A Structural Approach to Supervision

When dealing with fully observable and controllable systems, we have seen that the SBPI provides a very simple and optimal solution for the design of supervisors. The result is summarized in Theorem 1. However, when uncontrollability and unobservability is present, the supervisor designed as in Theorem 1 may not be *admissible*. For instance, the supervisor may include monitors that are supposed to prevent plant-enabled uncontrollable transitions from firing, and may contain monitors with marking varied by firings of closed-loop enabled unobservable transitions. Such a supervisor is clearly not implementable. A supervisor is admissible, when it respects the uncontrollability and unobservability constraints of the plant. The constraints  $L\mu \leq b$  are **admissible** if the supervisor defined by (2-3) is admissible. When inadmissible, the constraints  $L\mu \leq b$  are transformed (if possible) to an admissible form  $L_a\mu \leq b_a$  such that

$$L_a\mu \leq b_a \Rightarrow L\mu \leq b \quad (11)$$

Then, the supervisor enforcing  $L_a\mu \leq b_a$  is admissible, and enforces  $L\mu \leq b$  as well.

**EXAMPLE 2.** *Assume  $t_2$  and  $t_5$  uncontrollable in Fig. 1(a). Then  $\mu_2 + \mu_5 \leq 1$  is not admissible, as enforcing it may attempt controlling either of  $t_2$  and  $t_5$ . However, it can be checked that  $\mu_1 + \mu_2 + \mu_5 \leq 1$  is admissible and  $\mu_1 + \mu_2 + \mu_5 \leq 1 \Rightarrow \mu_2 + \mu_5 \leq 1$ .*

Various conditions on the constraints  $L\mu \leq b$  could be used to guarantee  $L\mu \leq b$  are admissible, such as the conditions presented later in this section. Given some admissibility conditions, the design approach is as follows:

### ALGORITHM 1.

1. *Check whether the admissibility conditions are satisfied by the supervisor (2-3). If so, the supervisor is optimal and admissible.*
2. *If not, transform the specification  $L\mu \leq b$  to  $L_a\mu_a \leq b_a$  such that the admissibility conditions and (11) are satisfied.*
3. *Design the supervisor enforcing  $L_a\mu \leq b_a$  as in (2-3).*

Various design methods result, depending on the admissibility conditions used in the algorithm and the approach used at the second step. Being known that a minimally restrictive solution may not correspond to constraints  $L_a\mu \leq b_a$  (Giua et al., 1992), one can give up



the requirement that the transformed specification is a conjunction  $L_a\mu \leq b_a$ , and allow disjunctions  $\bigvee_i [L_{a,i}\mu \leq b_{a,i}]$ . In either case, the method is suboptimal whenever the admissibility conditions used in the algorithm are not necessary. In this section we describe “structural” admissibility constraints, which are sufficient for admissibility, but not necessary. While they may result in suboptimal designs, the structural admissibility conditions have the advantage that they have allowed the development of computationally efficient methods for supervisor design. The rest of this section presents structural admissibility conditions for three cases:

1. Individually controllable and observable transitions
2. Labeled PNs
3. Double-labeled PNs

We will see that in the first two cases the conditions have the form  $LA \leq 0$  (expressing that all elements of  $LA$  are negative or zero), where  $A$  is an integer matrix. However, in the third case, the conditions require each constraint  $l_i\mu \leq c_i$  of  $L\mu \leq b$  to satisfy a disjunction  $\bigvee_{j=1}^m [l_i B_j \leq 0]$ , where  $B_1 \dots B_m$  are integer matrices. By bringing  $\bigwedge_i \bigvee_{j=1}^m [l_i B_j \leq 0]$  to the disjunctive normal form, the conditions of the third case take the form  $\bigvee_{i=1}^n [LA_i \leq 0]$ , where  $A_1 \dots A_m$  are integer matrices. Note that any method that is applied at the second step of the Algorithm 1 and that relies on conditions  $LA \leq 0$ , can also be used for our conditions  $\bigvee_{i=1}^n [LA_i \leq 0]$ . This is how. First, given  $l\mu \leq c$ , find for every  $j = 1, 2, \dots, m$  a solution  $l_a\mu \leq c_a$  satisfying  $l_a B_j \leq 0$  and (11). Then, select the “best” solution  $l_a\mu \leq c_a$  out of the  $m$  cases  $i = 1, 2, \dots, m$ . Finally, take  $L_a\mu \leq b_a$  as the conjunction of the constraints  $l_a\mu \leq c_a$  that were selected for each constraint  $l\mu \leq c$  of  $L\mu \leq b$ .

### 5.1. INDIVIDUALLY CONTROLLABLE AND OBSERVABLE TRANSITIONS

If  $T_{uc}$  denotes the set of uncontrollable transitions, the supervisor (2–3) controls only the controllable transitions if all elements of  $LD(\cdot, T_{uc})$  are **nonpositive** (Chen and Hu, 1994; Moody and Antsaklis, 1998; Moody and Antsaklis, 2000), which is written as:

$$LD(\cdot, T_{uc}) \leq 0 \quad (12)$$

Further, to ensure that the supervisor (2–3) detects only the observable transitions it is sufficient to require (Moody and Antsaklis, 1998; Moody and Antsaklis, 2000):

$$LD(\cdot, T_{uo}) = 0 \quad (13)$$

where  $T_{uo}$  is the set of unobservable transitions. Given (1) and an initial marking  $\mu_0$ , (12) and (13) are only sufficient for admissibility. However, if  $L$  is fixed and  $\mu_0$  and  $b$  are variables, we have the following optimality property.

**THEOREM 2.** (Iordache, 2003) *The supervisor of (2–3) is admissible for all  $\mu_0$  and  $b \geq L\mu_0$  iff  $L$  satisfies (12–13).*

This result can be exploited for fault-tolerant supervisory control (Iordache and Antsaklis, 2004).

## 5.2. LABELED PNS

Without loss of generality, we may assume the labeling to be defined as  $\rho : T \rightarrow \Sigma \cup \{\lambda\}$  instead of  $\rho : T \rightarrow 2^\Sigma \cup \{\lambda\}$ . **Indeed, if  $\rho(t) = \{e_1, \dots, e_n\}$ , we can replace  $t$  by  $n$  copies of  $t$  named  $t_1, \dots, t_n$ , such that  $\rho(t_i) = \{e_i\}$ . Further, if  $\rho(t) = \emptyset$ , we can label  $t$  by the null event  $\lambda$ .** Thus, we can write the following sufficient conditions for admissibility:

$$\forall t_1, t_2 \in T, \rho(t_1) = \rho(t_2) \Rightarrow LD(\cdot, t_1) = LD(\cdot, t_2) \quad (14)$$

$$\forall t \in T, \rho(t) \in \Sigma_{uc} \cup \{\lambda\} \Rightarrow LD(\cdot, t) \leq 0 \quad (15)$$

$$\forall t \in T, \rho(t) \in \Sigma_{uo} \cup \{\lambda\} \Rightarrow LD(\cdot, t) = 0 \quad (16)$$

Note that (14–16) can be written compactly as  $LA \leq 0$ , for some matrix  $A$ . This means that the same methods used for finding  $L_a$  and  $b_a$  subject to (11) and (12) or (11–13) can be applied also here, by replacing (12) with  $LA \leq 0$ .

## 5.3. DOUBLE-LABELED PNS

Again, without loss of generality, we may assume the control labeling to be defined as  $\rho : T \rightarrow \Sigma \cup \{\lambda\}$  instead of  $\rho : T \rightarrow 2^\Sigma \cup \{\lambda\}$ . Here, it is more convenient to write the conditions in terms of single constraints  $l\mu \leq c$  instead of sets of constraints  $L\mu \leq b$ . We have the following sufficient conditions for the admissibility of  $l\mu \leq c$  (note that  $L\mu \leq b$  is admissible if all its constraints  $l\mu \leq c$  are admissible):

$$\forall t_1, t_2 \in T, o(t_1) = o(t_2) \Rightarrow lD(\cdot, t_1) = lD(\cdot, t_2) \quad (17)$$

$$\forall t \in T, o(t) \in \Sigma_{uo} \cup \{\lambda\} \Rightarrow lD(\cdot, t) = 0 \quad (18)$$

$$\forall t \in T, \rho(t) \in \Sigma_{uc} \cup \{\lambda\} \Rightarrow lD(\cdot, t) \leq 0 \quad (19)$$

$$\forall t_1, t_2 \in T, \forall \alpha \in \Sigma, \rho(t_1) = \rho(t_2) = \alpha \Rightarrow lD(\cdot, t_1) = lD(\cdot, t_2) \vee [lD(\cdot, t_1) \leq 0 \wedge lD(\cdot, t_2) \leq 0] \quad (20)$$

The constraint (20) is sufficient to guarantee that any two transitions with the same label are either both disabled or both enabled in the closed-loop. Due to the constraint (20), the conditions for the admissibility of  $L\mu \leq b$  are no longer linear. Instead, they have the form  $\bigvee_{i=1}^n LA_i \leq 0$ .

## 6. Supervision Methods

### 6.1. ADMISSIBILITY BASED METHODS

Here, we refer to the Algorithm 1, and describe methods that can implement the second step of the algorithm. The methods presented here are based on the admissibility conditions (12) and (13). They assume free-labeled PNs with individually controllable and observable transitions. However, as noticed in section 5, such methods can be easily adapted to the more general settings of labeled or double-labeled PNs.

The design of admissible constraints has been approached by Moody and Antsaklis (1998; 2000) using the following parameterization:

$$L_a = R_1 + R_2 L \quad (21)$$

$$b_a = R_2(b + \mathbf{1}) - \mathbf{1} \quad (22)$$

where  $R_1$  is an integer matrix with nonnegative elements and  $R_2$  is a diagonal matrix with positive integers on the diagonal. This parameterization is used as a sufficient condition for (11). Thus, at the step 2 of Algorithm 1, the constraints (21–22) replace (11). Now, the problem is to find  $L_a$  and  $b_a$  subject to (21–22), (12) and (13). This is a linear integer programming problem for which, sometimes, solutions may be found using an efficient matrix row operation algorithm of Moody and Antsaklis (1998; 2000). Note that this integer programming formulation of the problem allows introducing additional requirements of interest. For instance, communication constraints and a minimum-communication objective were used in a distributed version of this problem (Iordache and Antsaklis, 2003d). While the approach of Moody and Antsaklis (1998; 2000) is computationally efficient, it is also suboptimal. That is, a solution may not be found when solutions exist, and if one is found, it may not be the least restrictive solution. A source of suboptimality is that the computation is not constrained to ensure that if  $L'_a$  and  $b'_a$  are another solution to (21–22), (12) and (13), then  $L_a\mu \leq b_a \not\Rightarrow L'_a\mu \leq b'_a$ .

The approach of Moody and Antsaklis (1998; 2000) can be improved in several ways. First, it should be noticed that it is difficult to express

by linear inequalities the requirement that  $L_a\mu \leq b_a$  should be as permissive as possible. However, it is easy to constrain the computation of  $L_a$  and  $b_a$  to guarantee some weaker properties: (a) that a set of markings of interest is included in  $\{\mu : L_a\mu \leq b_a\}$  and (b) that a set of firing count vectors  $x$  is included in  $\{x : D_c x \geq 0\}$ , where  $D_c$  is the incidence matrix of the closed-loop. These simple extensions can be found in (Iordache and Antsaklis, 2003d). As noticed in (Basile et al., 1998b), the admissible constraints  $L_a\mu \leq b_a$  satisfying (11) may not have a unique supremal element. Thus, further work has been done by the authors of (Basile et al., 1998a) towards finding the supremal constraints  $L_a\mu \leq b_a$  subject to (21–22), (12) and (13) by means of a parameterization.

Another way to control the selection of  $L_a$  and  $b_a$  is by means of observation and control costs. Thus, in (Basile et al., 2000), the optimal design of supervisors is considered, where optimality here is with respect to control and observation costs. Here, instead of having sets of uncontrollable and unobservable transitions  $T_{uc}$  and  $T_{uo}$ , we have maps  $z_c : T \rightarrow \mathbb{R}^+$  and  $z_o : T \rightarrow \mathbb{R}^+$ , associating control and observation costs to each transition. The setting is general, as we can still consider some transitions uncontrollable/unobservable by associating with them very large control or observation costs. The design problem of (Basile et al., 2000) is solved by an integer programming approach, using (21–22) and admissibility conditions equivalent to (12) and (13).

The optimal design of supervisors with respect to the admissibility constraints (12) and (13) is approached also in chapter 8 of (Stremersch, 2001). The proposed method applies to specifications (1) in which for all rows of  $L$ , all elements on a row have the same sign. Note that the solution is given in the form of a disjunction of constraints.

Still another approach appears in (Chen, 2000). The setting of (Chen, 2000) assumes full observability. Essentially, given the constraint  $l\mu \leq c$  with  $l \in \mathbb{N}^m$  and  $c \in \mathbb{N}$ ,  $l\mu \leq c$  is replaced with the disjunction

$$\bigvee_{l_i \in SD_{min}(l)} [l_i\mu \leq c] \quad (23)$$

where  $SD_{min}(l)$  is the set of minimal integer vectors  $x$  satisfying  $x \geq l$  and  $x D(\cdot, T_{uc}) \leq 0$ . In particular,  $l\mu \leq c$  is replaced with the single admissible constraint  $l_1\mu \leq c$  when  $SD_{min}(l)$  is the singleton  $\{l_1\}$ . Under the conditions of (Chen and Hu, 1994; Chen, 1998), which are discussed later in section 6.2, the resulting supervisor is least restrictive. It is interesting to notice that some of the assumptions of (Chen, 2000) can be dropped. Indeed, (23) is still a valid supervisor even if  $l \in \mathbb{Z}^m$  and  $c \in \mathbb{Z}$  (as opposed to  $l \in \mathbb{N}^m$  and  $c \in \mathbb{N}$ ). Further, partial observability

can be incorporated by defining  $SD_{min}(l)$  as the set of minimal integer vectors  $x$  satisfying  $x \geq l$ ,  $xD(\cdot, T_{uc}) \leq 0$  and  $xD(\cdot, T_{uo}) = 0$ .

## 6.2. PATH-BASED APPROACHES

Here we outline other structural approaches from the literature. In the literature, there are several results dealing with the supervision of marked graphs. We begin by outlining how these results can be used for enforcing specifications (1), when the plant is a marked graph and various other modeling assumptions are satisfied. Then, we will present some other results that deal with more general PN models.

Powerful results for the supervision of marked graphs were first obtained in (Holloway and Krogh, 1990; Krogh and Holloway, 1991). The setting is as follows. The plant is a CtlPN in which the underlying PN is a cyclic marked graph with an initial marking that places exactly one token in every directed cycle. Thus, the PN is safe (i.e., all reachable markings are binary vectors). Full observability is implicitly assumed. The supervisory goal is to avoid a set of forbidden markings  $\mathcal{M}_F$ . In (Holloway and Krogh, 1990),  $\mathcal{M}_F$  is specified in terms of *place*, *set* and *class conditions*. A *place condition* requires  $\mu(p) > 0$  for a place  $p$ . A *set condition* requires  $\mu(p) > 0$  for all places  $p$  of a set  $F$ . A *class condition* requires one of the set conditions from a set  $\mathcal{F}$  to be satisfied. In (Krogh and Holloway, 1991),  $\mathcal{M}_F$  has the form:

$$\mathcal{M}_F = \bigcup_{(F,k) \in \mathcal{F}} \left\{ \mu : \sum_{p \in F} \mu(p) > k \right\} \quad (24)$$

Since the plant is a safe PN, the class conditions of (Holloway and Krogh, 1990) correspond to (24) with  $k = |F| - 1$ . Further, taking in account that the plant is also a cyclic marked graph, both class conditions and (24) can specify arbitrary sets  $\mathcal{M}_F$ . (In section 7.3, we will show how to obtain inequalities (1), not (24) though, from arbitrary sets  $\mathcal{M}_F$  of safe PNs.) Since the set of forbidden markings has the form (24), its complement corresponds to a particular form of specifications (1) in which all elements of  $L$  are binary. Some mild assumptions are made on the set  $\mathcal{M}_F$ . As mentioned in (Holloway and Krogh, 1992), the assumptions on  $\mathcal{M}_F$  guarantee that the design approach results in least restrictive supervisors.

The design of supervisors in (Holloway and Krogh, 1990) is approached by analyzing the paths of the marked graph that do not involve controllable transitions. This solution is simplified in (Krogh and Holloway, 1991). The solution of (Krogh and Holloway, 1991) involves identifying a number of paths in the marked graph offline, and

evaluating certain place and path predicates online. Note that the supervisor is not represented as a Petri net.

In (Boel et al., 1995), the design of supervisors is studied in a similar setting in which the CtIPN has a state machine structure. The forbidden sets are represented in a form more general than (24). The specification corresponds to the requirement that the marking satisfy a disjunction  $\bigvee_i [L_i \mu \leq b_i]$  with matrices  $L_i$  of nonnegative elements. The use of disjunctions is necessary in order to describe more general sets of forbidden states, as the PN is not assumed to be safe. The supervisors obtained in (Boel et al., 1995) are not represented as Petri nets.

The results of (Holloway and Krogh, 1990; Krogh and Holloway, 1991) are generalized in (Holloway et al., 1996), by extending the plant model from marked graphs to arbitrary ordinary PNs. The specification is given in terms of a set  $\mathcal{F}$  of subsets of places, by defining  $\mathcal{M}_F = \{\mu : \exists F \in \mathcal{F} \forall p \in F, \mu(p) \geq 1\}$ . Compared to (Holloway and Krogh, 1990), this specification corresponds to class conditions. However, since the PNs are no longer assumed to be safe cyclic marked graphs, the specification is no longer able to capture all possible sets of forbidden markings. Further, this type of specifications is neither a subset nor a superset of the specifications expressed by (1). As in the previous work (Holloway and Krogh, 1990; Krogh and Holloway, 1991), the least restrictive supervisor is found by a path based approach.

### 6.3. CONTROLLED-INVARIANT APPROACHES

The setting of the papers of surveyed in section 6.2 can be described as follows. A supervisor can avoid the states in  $\mathcal{M}_F$  if it keeps the marking in a set  $\mathcal{A}_F$ , where any marking  $\mu \notin \mathcal{A}_F$  is either a marking of  $\mathcal{M}_F$  or a marking that leads to  $\mu' \in \mathcal{M}_F$  by firing only uncontrollable transitions. Let  $T_{uc}$  be the set of uncontrollable transitions and  $\mathcal{N}_u = (P, T_{uc}, D^-(\cdot, T_{uc}), D^+(\cdot, T_{uc}))$  a subnet of the plant  $\mathcal{N}$  that does not contain the controllable transitions. Then  $\mathcal{A}_F$  can be expressed as:

$$\mathcal{A}_F = \{\mu : \mathcal{R}(\mathcal{N}_u, \mu) \cap \mathcal{M}_F = \emptyset\} \quad (25)$$

This set is known as the *maximal controlled-invariant set* (Krogh and Holloway, 1991; Ramadge and Wonham, 1987). The approaches discussed above design supervisors that keep the state in  $\mathcal{A}_F$ , without explicitly computing  $\mathcal{A}_F$ . However, a possible approach to supervision is to compute  $\mathcal{A}_F$ . Once we know  $\mathcal{A}_F$ , the control task is simply to disable any control actions that lead to a marking outside of  $\mathcal{A}_F$ . Note that keeping the state in  $\mathcal{A}_F$ , as opposed to a subset  $\mathcal{E} \subseteq \mathcal{A}_F$ , corresponds to least restrictive supervision. In particular, as noticed in (Giua et al., 1992), solutions replacing a specification  $L\mu \leq b$  with an admissible

$L_a\mu \leq b_a$  correspond to supervisors that keep the state in subsets  $\mathcal{E} \subseteq \mathcal{A}_F$ , since  $\mathcal{A}_F$  may not be representable as a set of constraints of the form (1), even when  $\mathcal{M}_F$  is given as the complement of a set of constraints (1). We discuss briefly below literature methods that compute  $\mathcal{A}_F$ .

In (Chen, 1998) specifications (1) are considered, where  $L$  and  $b$  are restricted to have only nonnegative elements. Given a **single constraint**  $l\mu \leq c$  (so  $l \in \mathbb{N}^m$  and  $c \in \mathbb{N}$ ), the influential subnet  $\mathcal{N}_u^l$  is defined, which is the subnet of  $\mathcal{N}_u$  containing the places  $p$  with  $l(p) \neq 0$  and the directed paths of  $\mathcal{N}_u$  to these places. The main result of the paper shows how to express  $\mathcal{A}_F$  as the set of markings satisfying a disjunction of linear marking inequalities. This result relies on two conditions, as follows. First,  $\mathcal{N}_u^l$  should be a marked graph. (Note that  $\mathcal{N}_u^l$ , not  $\mathcal{N}$ , is restricted to a marked graph structure.) Second, for all reachable markings of  $(\mathcal{N}, \mu_0)$ , every directed circuit of  $\mathcal{N}_u^l$  should have at least one token. In (Chen, 1998) the supervisor is not represented as a PN. However, the subsequent work of (Chen, 2000) proposes an extended PN representation of the supervisor, in which negative markings are allowed. Note that a similar result was obtained in (Chen and Hu, 1994) for the case in which  $\mathcal{N}_u^l$  is a state machine, instead of a marked graph. For this case, it is shown that  $\mathcal{A}_F$  has the form  $\mathcal{A}_F = \{\mu : l_a\mu \leq c\}$ , where  $l_a$  can be easily computed. Thus, the monitor enforcing  $l_a\mu \leq c$  is the least restrictive supervisor.

The efficient computation of (Chen and Hu, 1994) for PNs and specifications for which the subnets  $\mathcal{N}_u^l$  are state machines, may not be surprising in light of the complexity findings of (Ramadge, 1989). The model of (Ramadge, 1989) is as follows. The plant consists of  $p$  components that do not interact with each other, where the components are represented by deterministic Büchi automata  $G_i = (Q_i, \Sigma_i, \delta_i, q_{0i}, Q_{mi})$  over disjoint alphabets  $\Sigma_i$ . Given the subsets of states  $\overline{Q}_i \subset Q_i$ , a mutual exclusion specification requires less than  $k$  components to have their states  $q_i$  in  $\overline{Q}_i$  at the same time. Note that the plant can be represented by a safe labeled PN with a state machine structure, and the mutual exclusion constraint by a constraint  $l\mu \leq c$  in which  $c = k$  and all elements of  $l$  are 0 or 1. One of the problems considered in the paper is to find nonblocking coordinators that enforce the mutual exclusion constraint. Roughly, a nonblocking coordinator is a supervisor that guarantees certain strong liveness properties. The paper shows that the existence of a solution can be decided in polynomial time in  $p$  and  $n$ , where  $n = \max_i |Q_i|$ . Further, it is shown that if a solution exists, the minimally restrictive solution can be found in polynomial time in  $p$  and  $n$ . It is interesting to note that in the equivalent PN representation of the plant, the supervisor found in (Ramadge, 1989) corresponds

to a monitor place enforcing a constraint  $l_a\mu \leq c$ , provided the PN is free-labeled. Note also that in view of (Golaszewski and Ramadge, 1988b), the assumption that the sets  $\Sigma_i$  are disjoint, seems to be critical for polynomial complexity. In (Golaszewski and Ramadge, 1988b) it is shown that when the components of the plant have a shared event, the solvability of the problem can no longer be decided in polynomial time. A restriction of the problem for which polynomial complexity is maintained is also proposed.

A method that finds the optimal design for specifications (1) appears in (Li and Wonham, 1994). Several assumptions are made, as seen from the following outline of the method. Let  $\mathcal{L}(\mathcal{N}_u, \mu)$  denote the set of firing sequences  $\sigma$  of  $\mathcal{N}_u$  that are enabled at the marking  $\mu$ . Let  $\underline{\sigma}$  be the firing count vector with respect to  $\mathcal{N}$  (not  $\mathcal{N}_u$ ). Finally, let  $l\mu \leq c$ ,  $l \in \mathbb{Z}^{|P|}$  and  $c \in \mathbb{Z}$ , denote a single constraint of (1). The set  $\mathcal{A}_F$  corresponding to  $l\mu \leq c$  is given by  $\mathcal{A}_F = \{\mu : (\forall \sigma \in \mathcal{L}(\mathcal{N}_u, \mu)) l\mu + lD\underline{\sigma} \leq c\}$ . By assuming  $\mathcal{N}_u$  (not  $\mathcal{N}$ ) to be acyclic,  $\mathcal{A}_F = \{\mu : l\mu + lDv^*(\mu) \leq c\}$ , where  $v^*(\mu)$  is the solution of the linear integer program  $\max lDv$  subject to  $D(\cdot, T_{uc})v \geq -\mu$  and  $v \geq 0$ . As shown in the paper, a closed-form expression of  $\mathcal{A}_F$  can be computed under additional assumptions. First, subnets are defined for each  $t \in T_{uc}$ , consisting of all paths of  $\mathcal{N}_u$  ending in  $t$ . Denoting by  $\hat{T}_{uc} = \{t \in T_{uc} : lD(\cdot, t) > 0\}$ , all subnets of  $t \in \hat{T}_{uc}$  are required to be independent (disjoint). Further, when the subnets have the *TS1* structure described in the paper,  $\mathcal{A}_F$  can be expressed by a disjunction of inequalities:  $\mathcal{A}_F = \{\mu : \bigvee_{i=1}^k [l_i\mu \leq c]\}$  for some  $k$  and  $l_i \in \mathbb{Z}^{|P|}$ . Moreover, when the subnets have the *TS2* structure described in the paper, then  $\mathcal{A}_F = \{\mu : l_a\mu \leq c\}$  for some  $l_a \in \mathbb{Z}^{|P|}$ . Thus, in the *TS1* case the optimal supervisor of  $l\mu \leq c$  enforces  $\bigvee_{i=1}^k [l_i\mu \leq c]$ , and in the *TS2* case  $l_a\mu \leq c$ . The approach is computationally efficient, as  $\mathcal{A}_F$  is calculated independently of  $\mu$  and without resorting to the traditional methods for solving integer programs.

Stremersch and Boel (1999) consider the enforcement of *k-safeness* on state machines, where *k-safeness* is expressed by the constraints  $\mu(p) \leq k \forall p \in P$ . The authors show that the set  $\mathcal{A}_F$  can be expressed by a particular form of (1), and develop an algorithm that minimizes the number of monitors that implement the specification. The results are obtained under the transition-bag concurrency setting. For the supervision problem of general PNs with arbitrary forbidden set specifications and the same concurrency setting, Stremersch and Boel (2000) show that the calculation of  $\mathcal{A}_F$  can be done on a subnet  $\mathcal{N}_{\mathcal{A}}$  of the uncontrolled subnet  $\mathcal{N}_u$ . This result is applied in (Stremersch and Boel, 2002) to the calculation of  $\mathcal{A}_F$  for specifications (1). The set  $\mathcal{A}_F$  is obtained in the form (1) under three hypotheses:  $\mathcal{N}_{\mathcal{A}}$  is acyclic, the transitions  $t$  of  $\mathcal{N}_{\mathcal{A}}$  satisfy  $|\bullet t| \leq 1$  as well as a condition which, in



particular, is satisfied when the input arcs of  $t$  have the weight 1. The computation of  $\mathcal{A}_F$  has low polynomial complexity. The observation that the computation of  $\mathcal{A}_F$  is easier when the uncontrolled subnet  $\mathcal{N}_u$  is acyclic, was made also by Chen and Hu (1991).

Results on the supervision of marked graphs appear in (Ghaffari et al., 2003b). Compared to (Holloway and Krogh, 1990; Krogh and Holloway, 1991), the marked graphs considered here may not be safe. However, the results are presented in the no concurrency setting and the uncontrollability model is simpler: the set of transitions is partitioned into controllable ( $T_c$ ) and uncontrollable ( $T_{uc}$ ) transitions. The specifications have the form (1). A least restrictive supervision policy is computed first for several particular cases. The policy is very efficient, as it involves little online computations. Finally, a supervision policy is proposed for the general case, which involves solving online linear programs, for every reachable marking. This last result is based on the observation that given a constraint  $l\mu \leq c$ ,  $l \in \mathbb{Z}^{1 \times m}$  and  $b \in \mathbb{Z}$ , finding  $\max\{l\mu^* : \mu^* \in \mathcal{R}(\mathcal{N}_u, \mu)\}$  is equivalent to the integer linear program  $\max\{l\mu^* : \mu^* = \mu + D(\cdot, T_{uc})q, q \in \mathbb{N}^{|T_{uc}|}\}$ , which is equivalent to the linear program  $\max\{l\mu^* : \mu^* = \mu + D(\cdot, T_{uc})q, q \in \mathbb{R}_+^{|T_{uc}|}\}$ . These two equivalences result from the fact that the plant is a live marked graph.

In (Ghaffari et al., 2003a), the supervisory control problem is approached based on the reachability graph. Here, the supervisor is designed as a set of monitors acting upon the PN plant. First, a subset of the reachability graph is obtained, such that from any of the markings of the subgraph, forbidden states and blocking states cannot be reached by firing uncontrollable transitions. This subgraph becomes the desired reachability graph that is to be achieved by the closed-loop. Then, the authors deal with the design of supervisors that ensure the closed-loop has the specified reachability graph. Given a set  $\Omega$  containing the pairs  $(\mu, t)$  such that  $t$  should be disabled at the marking  $\mu$ , monitors are designed, such that each monitor deals with at least one of the pairs  $(\mu, t)$  of  $\Omega$ . The connections of a monitor to the plant are determined by finding an integer solution to a system of inequalities. Due to the particular form of the inequalities, the solution can be found using linear programming.

#### 6.4. METHODS FOR PARTIAL OBSERVABILITY

Partial observability, as long as described by some events being observable and others not, can be easily dealt with in the setting of the admissibility-based methods. The admissibility-based methods were presented in section 6.1. However, more substantial extensions are needed in order to incorporate partial observability in the methods of sec-

tions 6.2 and 6.3. This section presents several methods, which are not admissibility-based, and which can deal with partial observability.

The extension to partial observability of the path-based approach of (Holloway and Krogh, 1990; Krogh and Holloway, 1991) appears in (Zhang and Holloway, 1995). Ordinary PN structures are considered, instead of marked graphs. The set of transitions is partitioned in controlled and uncontrolled transitions,  $T = T_c \cup T_{uc}$ , and in observed and unobserved transitions,  $T = T_o \cup T_{uo}$ , with  $T_o \supseteq T_c$ . Note that a transition is controlled if connected to some control place. Further, each transition is labeled by one event, and a transition is observed if its label is not the null event. The authors propose a path algebra, described in more detail in (Holloway et al., 1996). This algebra is used to define reachability predicates, which are then used to define the least restrictive control policy. (The supervision is nondeterministic, so least restrictive control policies exist.) **The paper considers the same type of specifications as (Holloway et al., 1996).**

Several important results on the control of live marked graphs appear in (Darondeau and Xie, 2003). The specification considered in the paper is more powerful than (1), as it has the form  $av \leq c$ , where  $v$  is the Parikh vector,  $a \in \mathbb{Z}^{1 \times n}$  and  $c \in \mathbb{Z}$ . The set of transitions  $T$  is partitioned in three disjoint subsets,  $T = T_c \cup T_f \cup T_i$ , where  $T_c$  is the set of controllable transitions, and  $T_o = T_c \cup T_f$  the set of observable transitions. The approach of the paper is as follows. *Suspect* vectors are defined as Parikh vectors  $v$  such that  $v|_{T_o} = v'|_{T_o}$  for some  $v'$  with the property that **there is  $v'' \geq v'$  such that  $v''$  is forbidden (i.e.  $av'' > c$ ) and all nonzero entries of  $v'' - v'$  correspond to uncontrollable transitions.** The paper shows that any deterministic supervisor has to avoid reaching the set of suspect vectors, and that the projections of these vectors on  $T_o$  **are the integral points of a convex set.** The paper shows also how to compute this set. Since the complement of **the set of suspect vectors may not correspond to the integral points of a convex set**, it follows that the least restrictive supervisor may not be implementable by control (monitor) places. Even when monitors can be used, the paper shows that the number of monitors may be exponential. Another observation of the authors is that the number of linear constraints defining the set of suspect vectors may depend exponentially on the size of  $D(\cdot, T_{uc})$ . **The alternative to the computation of this set is to solve online at every state and for all  $t \in T_c$  a linear program, in order to decide whether  $t$  should be enabled.** Since linear (not integer linear) programming is used, the computation has polynomial complexity.

The control of live marked graphs under partial observability is considered also by Achour et al. (2004), for specifications (1) and the same partition  $T = T_c \cup T_f \cup T_i$ , where  $T_o = T_c \cup T_f$  are the observable tran-

sitions. The paper extends the previous work of Ghaffari et al. (2003b) to account for unobservable transitions. Thus, the authors propose a solution in which the supervisor decides whether a controllable transition should be enabled or not by solving online a linear program. In addition, the authors identify particular cases in which the supervision involves little offline and online computational effort.

### 6.5. DECENTRALIZED CONTROL

The decentralized control of PNs has been approached by Iordache and Antsaklis (2003c; 2003d) in the following setting. A PN  $\mathcal{N} = (P, T, D^-, D^+)$  is given, representing the plant. The plant has  $m$  components, each having a set of controllable transitions  $T_{c,i} \subseteq T$  and a set of observable transitions  $T_{o,i} \subseteq T$ , for  $i = 1 \dots m$ . In this setting, we are to design  $m$  supervisors  $\mathcal{S}_i$ , each allowed to disable transitions  $t \in T_{c,i}$  and observe transitions  $t \in T_{o,i}$ , such that the joint operation of the supervisors  $\mathcal{S}_i$  ensures the specification (1) is satisfied.

A specification (1) is **d-admissible** if all its constraints  $l\mu \leq c$  are d-admissible ( $l \in \mathbb{Z}^{1 \times |P|}$  and  $c \in \mathbb{Z}$ ). Further, a constraint  $l\mu \leq c$  is d-admissible if there is a set  $\mathcal{C} \subseteq \{1, 2, \dots, n\}$  such that  $l\mu \leq c$  is admissible (in the centralized sense) with respect to the plant and the sets of controllable and observable transitions  $T_c = \bigcup_{i \in \mathcal{C}} T_{c,i}$  and  $T_o = \bigcap_{i \in \mathcal{C}} T_{o,i}$ . Consequently, when the sets  $T_{o,i}$  are disjoint and event observation is required for the enforcement of a constraint  $l\mu \leq c$ , d-admissibility requires that there is an index  $i$  such that  $l\mu \leq c$  is admissible (in the centralized sense) with respect to the plant and the sets of controllable and observable transitions  $T_c = T_{c,i}$  and  $T_o = T_{o,i}$ . An efficient structural test for d-admissibility based on (12–13) is given in (Iordache and Antsaklis, 2003c).

Decentralized supervision has been studied under several settings:

1. The specification (1) is d-admissible.
2. The specification (1) is not d-admissible and communication of transition firings is allowed.
3. The specification (1) is not d-admissible and communication is not allowed or is restricted.

Case 1 is solved by a construction similar to that of (2) and (3). Case 2 is reduced to case 1 by allowing event communication add more elements to the sets  $T_{c,i}$  and  $T_{o,i}$ . However, case 3 is more involved. Assuming no communication is allowed, the problem is to decompose the specification (1) into sets of constraints  $L_1\mu \leq b_1 \dots L_r\mu \leq b_r$  such that each

$L_i\mu \leq b_i$  is d-admissible and

$$(L_1\mu \leq b_1 \wedge L_2\mu \leq b_2 \wedge \dots \wedge L_r\mu \leq b_r) \Rightarrow L\mu \leq b \quad (26)$$

The d-admissibility requirement can be tested by inequalities similar to (12) and (13). In (Iordache and Antsaklis, 2003d) this problem is approached using the parameterization (21–22), by replacing (26) with the conservative requirement that

$$L_1 + L_2 + \dots + L_m = R_1 + R_2L \quad (27)$$

$$b_1 + b_2 + \dots + b_m = R_2(b + \mathbf{1}) - \mathbf{1} \quad (28)$$

where  $R_1$  has nonnegative integer elements and  $R_2$  is diagonal with positive integer elements on the diagonal. Integer programming is then used to find  $L_i$ ,  $b_i$ ,  $R_1$  and  $R_2$ . The problem is solved in a similar way when communication is allowed.

A distributed setting appears in (Chen and Hu, 1991), in which PNs that may share common places, form the subsystems of a large scale PN. The specification has the form (24). In this approach, the set  $\mathcal{A}_F$  is to be computed as in the centralized case, using one of the methods from the literature. Then, assuming  $\mathcal{A}_F$  has the form (1), each constraint is assigned for implementation to a local supervisor (if possible) or to a central coordinator. Compared to a centralized controller, the coordinator can be less complex.

## 7. Expressiveness of the constraints

This section reports several situations in which problems involving constraints of a different form than (1) can be reduced to problems involving constraints (1). First, we consider a class of general linear constraints that correspond to the languages of the free-labeled PNs. Next, we consider constraints expressing general PN languages. Then, we consider logical constraints for safe PNs. We continue with disjunctions of constraints (1) under some boundedness assumptions. Finally, results showing (1) can express constraints for liveness enforcement are presented. The section ends with a discussion concerning the implications of the presented results.

### 7.1. GENERALIZED CONSTRAINTS

An interesting class of linear constraints that can be represented in the form (1) by PN transformations is given by

$$L\mu + Hq + Cv \leq b \quad (29)$$

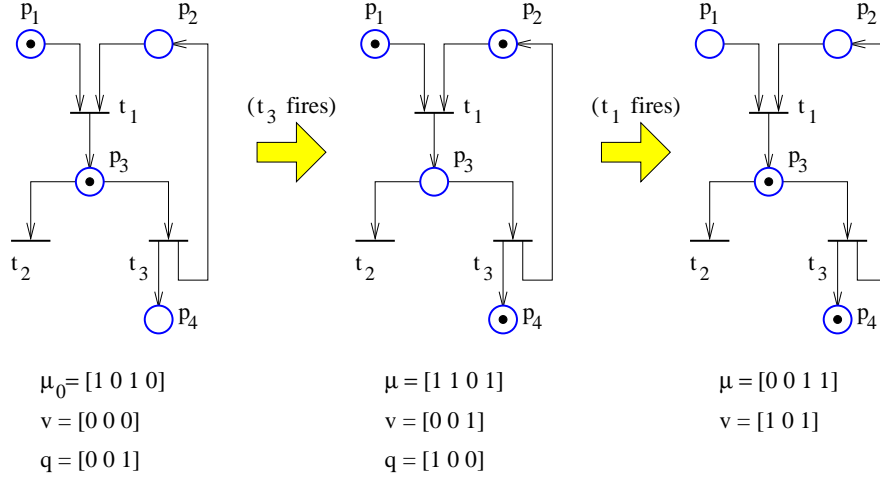


Figure 6. Illustration of the  $q$  and  $v$  parameters.

where  $q$  is the firing vector and  $v$  the Parikh vector. To simplify our presentation, we will focus on the no concurrency assumption. The general case can be found in (Iordache, 2003). Let  $n = |T|$ . Under the no concurrency assumption,  $q \in \{0, 1\}^n$  identifies the transition that is to be fired next:  $q_i = 1$  if  $t_i$  is to be fired next, and  $q_i = 0$  otherwise. Recall, the Parikh vector  $v \in \mathbb{N}^n$  records how many times each transition has fired. For instance,  $v_1 = 4$  indicates  $t_1$  has fired four times.  $q$  and  $v$  are illustrated in Figure 6. Further,  $H \in \mathbb{Z}^{n_c \times n}$  and  $C \in \mathbb{Z}^{n_c \times n}$  are matrices, and  $n_c$  is the number of constraints.

The constraints (29) are to be satisfied when no transition is firing ( $q = 0$ ) as well as when a transition is fired ( $q \neq 0$ ). Thus, a supervisor enforcing (29) ensures that: (i) all states  $(\mu, v)$  satisfy  $L\mu + Cv \leq b$ ; (ii) a transition  $t$  is fired only if its firing vector  $q$  satisfies  $L\mu + Hq + Cv \leq b$  and the next reached state satisfies  $L\mu' + Cv' \leq b$ , where  $\mu \xrightarrow{t_i} \mu'$  and  $v' = v + q$ .

In (Iordache and Antsaklis, 2003b) it is shown that:

- The class of constraints

$$Hq + Cv \leq b \quad (30)$$

is as general as the class  $L\mu + Hq + Cv \leq b$ . That is, given any set of constraints  $L\mu + Hq + Cv \leq b$ , there is  $C'$  such that  $L\mu + Hq + Cv \leq b$  and  $Hq + C'v \leq b$  are equivalent.

- Assuming full controllability and observability, any set of constraints (29) can be implemented by monitors, without loss of permissiveness. Thus, each constraint of (29) corresponds to a monitor.
- Conversely, any monitor of a PN can be seen as enforcing a constraint of the form (30), where  $b$  corresponds to the initial marking of the monitor.
- However, the places of a PN can be seen as monitors enforcing constraints on the transition firings. Therefore, any PN  $(\mathcal{N}, \mu_0)$ ,  $\mathcal{N} = (P, T, D^-, D^+)$ , can be described by constraints (30), for  $H = D^-$ ,  $C = D^- - D^+$  and  $b = \mu_0$ .

It follows that the specifications (29) correspond to the  $P$ -type languages of the free-labeled PNs. (Following (Peterson, 1981), a labeled PN is freely-labeled when each transition of the net has a unique and distinct label, different from  $\lambda$ , the null symbol; further, a language  $\mathcal{L}$  is a  $P$ -type PN language if there is a PN with an initial marking such that  $\mathcal{L}$  consists of the words associated with the firing sequences enabled by the initial marking.)

Another important result that appears in (Iordache and Antsaklis, 2003b; Iordache, 2003) shows that under the partial controllability and observability setting of section 4.1, the design of supervisors enforcing (29) can be reduced to the design of supervisors enforcing (1). Thus, if (29) is to be enforced on a PN  $\mathcal{N}$ , the problem is transformed into the design of a supervisor enforcing constraints of the form (1) on a PN  $\mathcal{N}_H$ . The solution to this problem is then used to obtain the solution to the original problem of designing a supervisor enforcing (29) on  $\mathcal{N}$ . The uncontrollability and unobservability setting used in (Iordache and Antsaklis, 2003b; Iordache, 2003) is that of section 4.1.

## 7.2. LANGUAGE CONSTRAINTS

As shown above, we can reduce the problem of enforcing certain PN languages to the enforcement of constraints (1). The plants considered there are free-labeled PNs and the specifications are  $P$ -type PN languages of free-labeled PNs. This section shows that we can approach in a similar way more general problems, that do not assume free-labeling for the plant and the specification. As in the previous considerations, the requirements here are that the closed-loop generates a sublanguage of the specification.

As an example, consider the PN and the specification shown in Figure 7. In this example, the specification is described by a PN labeled by the events  $a$  and  $b$ . To simplify the notation, it is assumed that all events

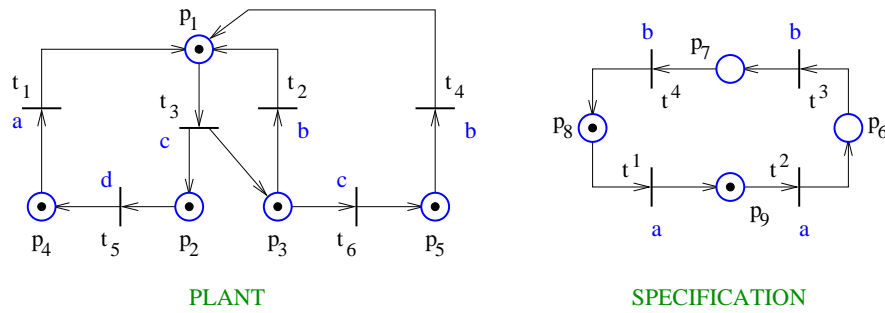


Figure 7. A problem involving language constraints.

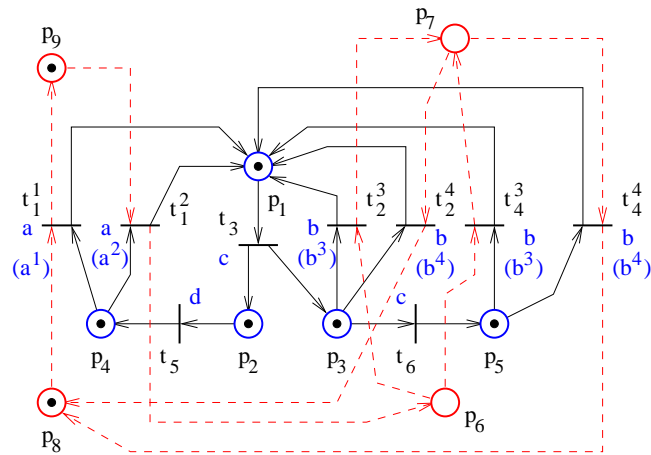


Figure 8. Composition of the specification and the plant.

of the plant that do not appear in the specification are always enabled in the specification. The closed-loop in our example can be computed immediately by a parallel composition of the plant and specification, and is shown in Figure 8. Note that in the closed-loop, the transition  $t_1$  of the plant appears in the form of  $t_1^1$  and  $t_1^2$ , corresponding to the synchronization of  $t_1$  with the transitions  $t^1$  and  $t^2$  of the supervisor. Similarly,  $t_2^3$  and  $t_2^4$  correspond to the synchronization of  $t_2$  with  $t^3$  and  $t^4$ . A formal description of the algorithm composing PN plants with PN specifications can be found in (Giua and DiCesare, 1991).

The supervision is interpreted as follows. The plant and the supervisor have each a distinct set of transitions,  $T_p$  and  $T_s$ , respectively. The supervisor cannot observe/control the plant transitions directly, but

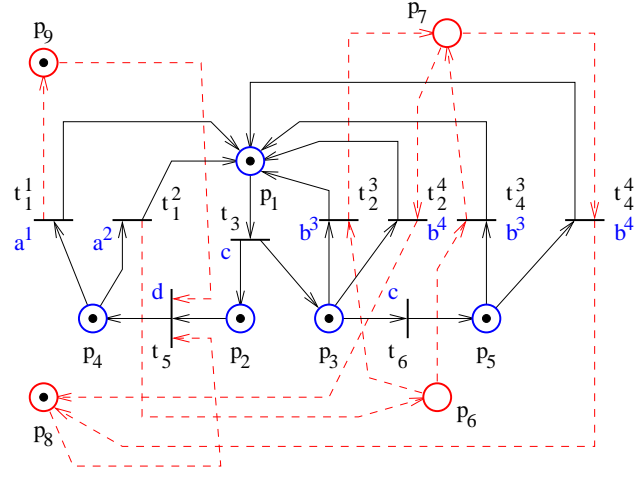


Figure 9. Composition of the designed supervisor and the plant.

it can observe/control events generated by the plant. When the plant generates the event  $a$ , the supervisor picks one of its own enabled transitions  $t \in T_s$  that is labeled by  $a$ , and fires it. Note that the supervisor is free to choose which of its enabled transitions labeled by  $a$  fires. For instance, in Figure 7, when the plant generates  $a$ , the supervisor can select either of  $t^1$  or  $t^2$ , since both are enabled and labeled by  $a$ . So we can relabel the closed-loop, to indicate the supervisor can distinguish between its own transitions that have the same label. Thus, in Figure 8 we have the following new labels:  $a^1$  for  $t_1^1$ ,  $a^2$  for  $t_1^2$ ,  $b^3$  for  $t_2^3$  and  $t_4^3$ , and  $b^4$  for  $t_2^4$  and  $t_4^4$ .

According to our previous section 7.1, in the closed-loop, every place of the supervisor corresponds to a specification in terms of constraints (29). For instance,  $p_9$  enforces  $v_1^2 - v_1^1 \leq 1$  and  $p_8$  enforces  $v_1^1 - v_2^4 - v_4^4 \leq 1$ . This gives us a readily available approach for supervisor design in the case of partial controllability and partial observability:

- Compose the PN plant and the PN specification (supervisor).
- Relabel the closed-loop, to take in account the supervisor can distinguish between its own transitions.
- Find the constraints (29) corresponding to the constraints enforced by the monitors of the closed-loop.
- Transform the constraints (29) to an admissible form, which is at least as restrictive.



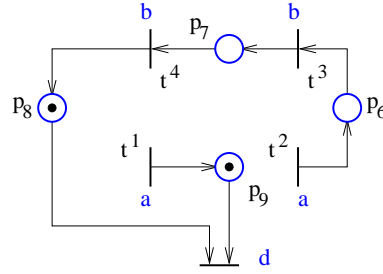


Figure 10. Supervisor enforcing the language constraints.

For instance, assume in our example that  $t_1$  (the event  $a$ ) is uncontrollable but the other transitions are controllable. Assume all events are observable. Notice that in Figure 8  $p_8$  and  $p_9$  may attempt disabling  $t_1$ . So, the specification is inadmissible. **The transformation to admissible constraints could be done by adapting the approach of (Iordache and Antsaklis, 2003b) to labeled PNs.** A possible solution is to replace the inadmissible constraints of  $p_8$  and  $p_9$ , namely  $v_1^1 - v_2^4 - v_4^4 \leq 1$  and  $v_1^2 - v_1^1 \leq 1$ , by the admissible constraints  $v_1^1 - v_2^4 - v_4^4 + \mu_4 \leq 1$  and  $v_1^2 - v_1^1 + \mu_4 \leq 1$ . The resulting closed-loop and supervisor are shown in Figure 9 and Figure 10, respectively. The supervision is admissible, while ensuring the plant generates only words that satisfy the original specification of Figure 7.

It is known that the supremal controllable sublanguage of a  $P$ -type PN language may not be a  $P$ -type PN language (Giua and DiCesare, 1994). This is an indication that the approach presented here is suboptimal, in the sense that it may not lead to the least restrictive supervisor. Note that in the literature it has been shown that the computation of the least restrictive supervisor can be reduced to a forbidden marking problem, provided both the plant and specification generate deterministic languages (Kumar and Holloway, 1996). (Given a labeled PN  $(\mathcal{N}, \rho, \mu_0)$ , the  $P$ -language it generates is deterministic if for any of its strings  $w$ , there is a unique transition sequence  $\sigma$  enabled by  $\mu_0$  that generates  $w$ :  $\rho(\sigma) = w$ .) In the setting of (Kumar and Holloway, 1996), partial controllability and full observability are assumed.

### 7.3. LOGICAL CONSTRAINTS

This section shows that for safe PNs, the enforcement of logical constraints can be reduced to the enforcement of constraints (1). Recall, a PN  $(\mathcal{N}, \mu_0)$  is safe if all reachable markings are binary vectors. In the literature, the observation that logic constraints on the marking can be

reduced to (1) was made in (Giua et al., 1992; Yamalidou and Kantor, 1991; Yamalidou et al., 1996). The derivation of inequalities from logic expressions is rather easy, as shown in (Yamalidou and Kantor, 1991; Yamalidou et al., 1996).

Indeed, let the conjunctive normal form of the specification be  $\Phi_1 \wedge \Phi_2 \wedge \dots \wedge \Phi_g$  with  $\Phi_i \equiv \Psi_{i_1} \vee \Psi_{i_2} \vee \dots \vee \Psi_{i_{h_i}}$ , for  $i = 1 \dots g$ . This can be expressed by

$$\sum_{k=1}^{h_i} \Psi_{i_k} \geq 1 \quad \text{for all } i = 1 \dots g \quad (31)$$

Note that negation is algebraically represented as  $\neg \Psi_{i_k} = 1 - \Psi_{i_k}$ .

This approach can be applied to specifications described by logic constraints in the marking of a safe PN. The specifications can also include  $q$ , provided the concurrency setting ensures  $q$  is also a binary variable. As an example, assume the markings  $[0, 0, 0]^T$ ,  $[1, 0, 0]^T$ ,  $[1, 1, 0]^T$  and  $[1, 1, 1]^T$  are to be forbidden. Then, the specification can be expressed in the conjunctive normal form as  $(\mu_1 \vee \mu_2 \vee \mu_3) \wedge (\neg \mu_1 \vee \mu_2 \vee \mu_3) \wedge (\neg \mu_1 \vee \neg \mu_2 \vee \mu_3) \wedge (\neg \mu_1 \vee \neg \mu_2 \vee \neg \mu_3)$ , which can be simplified to  $(\mu_2 \vee \mu_3) \wedge (\neg \mu_1 \vee \neg \mu_2)$ . So, we obtain the constraints  $\mu_2 + \mu_3 \geq 1$  and  $-\mu_1 - \mu_2 \geq -1$ .

#### 7.4. DISJUNCTIONS OF CONSTRAINTS

Here we show that under certain boundedness assumptions, **the basic SBPI design described in section 3 can be applied to the design of supervisors enforcing disjunctive constraints**. A disjunction of constraints has the form:

$$\bigvee_i [L_i \mu \leq b_i] \quad (32)$$

where  $L_i \in \mathbb{Z}^{m_i \times n}$  and  $b_i \in \mathbb{Z}_i^m$ . Since  $L_i \mu \leq b_i$  is a conjunction of  $m_i$  constraints  $l_j \mu \leq c_j$ , where  $l_j \in \mathbb{Z}^{1 \times n}$  and  $c_j \in \mathbb{Z}$ , we can write (32) in the conjunctive normal form

$$\bigwedge_j \bigvee_{i \in A_j} [l_i \mu \leq c_i] \quad (33)$$

where  $A_j$  is a set of integers. The idea is to include additional binary variables  $\delta_i$  for each constraint  $l_i \mu \leq c_i$  such that:

$$[l_i \mu \leq c_i] \leftrightarrow [\delta_i = 1] \quad (34)$$

Then, the **disjunctions in (33)** can be replaced by

$$\sum_{i \in A_j} \delta_i \geq 1 \quad (35)$$

for all indices  $j$ . If we know that  $l_i\mu$  is between the bounds  $m_i$  and  $M_i$ , (34) becomes:

$$l_i\mu + (M_i - c_i)\delta_i \leq M_i \quad (36)$$

$$l_i\mu + (c_i + 1 - m_i)\delta_i \geq c_i + 1 \quad (37)$$

Note that this technique of adding auxiliary variables has been used to solve propositional logic via integer programming (Williams, 1987; Williams, 1993). This technique has also been applied to Hybrid Systems in (Bemporad and Morari, 1999).

So far we have shown that enforcing (32) is equivalent to enforcing constraints (35–37), which can be done using the SBPI. However, note that we cannot apply the SBPI approach directly, since the constraints contain variables  $\delta_i$  that do not correspond to the markings of any of the plant places. Thus, supervisor places  $d_i$  are created first, to represent the places of marking  $\delta_i$ . Then the SBPI is applied. Each place  $d_i$  corresponds to a constraint  $l_i\mu \leq c_i$  and is added to the PN according to the following algorithm:

1. Let  $T_i^+ = \{t \in T : l_i D(\cdot, t) < 0\}$  and  $T_i^- = \{t \in T : l_i D(\cdot, t) > 0\}$ .
2. Add a place  $d_i$ , a copy  $t_j^+$  of each transition  $t_j \in T_i^+$ , and a copy  $t_j^-$  of each transition  $t_j \in T_i^-$ . (We say that  $t'$  is a copy of  $t$  if  $D^-(\cdot, t') = D^-(\cdot, t)$  and  $D^+(\cdot, t') = D^+(\cdot, t)$ .)
3. Connect  $d_i$  to the transitions  $t_j^+$  by input arcs  $(t_j^+, d_i)$  of weight 1, and to the transitions  $t_j^-$  by output arcs  $(d_i, t_j^-)$  of weight 1.

Once the places  $d_i$  have been added to the PN, the constraints (35–37) are enforced, with  $\delta_i$  denoting the marking of  $d_i$ . The result of this construction can be seen as the closed-loop of the plant with a PN supervisor enforcing (32).

To illustrate this construction, assume we desire to enforce

$$[\mu_2 \leq 0] \vee [\mu_4 \leq 0] \quad (38)$$

on the Petri net of Figure 11(a). Assume also the following bounds are known:  $\mu_2 \leq 2$  and  $\mu_4 \leq 3$ . Note that (38) cannot be represented by conjunctions of inequalities that use only the variables  $\mu_2$  and  $\mu_4$ . For  $\mu_2 \leq 2$ , the relations (36–37) become (for  $c_i = 0$ ,  $m_i = 0$  and  $M_i = 2$ ):

$$\mu_2 + 2\delta_1 \leq 2 \quad (39)$$

$$\mu_2 + \delta_1 \geq 1 \quad (40)$$

Similarly, for  $\mu_4 \leq 3$  we have

$$\mu_4 + 3\delta_2 \leq 3 \quad (41)$$

$$\mu_4 + \delta_2 \geq 1 \quad (42)$$

The places  $d_1$  and  $d_2$  are shown in Figure 11(b). Figure 11(c) shows also the monitors  $a_1, e_1, a_2, e_2$ , and  $h$ , which correspond to (39–42) and (35), in this order, where (35) is  $\delta_1 + \delta_2 \geq 1$  in our example. Thus, Figure 11(c) represents the closed-loop PN, which can be seen as the composition of a PN supervisor (Figure 11(d)) with the plant PN (Figure 11(a)). Unlike to the SBPI, here the closed-loop is obtained by adding not only places but also transitions to the plant. It can be seen that the additional transitions are used to represent the disjunctions in the supervisory rule.

The method introduced here for the enforcement of disjunctions of constraints has been presented under the assumption of full controllability and observability. The issues arising in the presence of partial controllability and observability are a matter of further investigation. A related topic is the study of Stremersch and Boel (2001) on the enforcement of specifications that require the marking to stay within a union of legal sets  $\mathcal{M}_1 \cup \mathcal{M}_2$ . Structural conditions are given under which the least restrictive supervisor enforcing a union of legal sets  $\mathcal{M}_1 \cup \mathcal{M}_2$  can be implemented by combining the least restrictive supervisor enforcing  $\mathcal{M}_1$  with the one enforcing  $\mathcal{M}_2$ . Further, in (Stremersch and Boel, 2002) a method is given to calculate the maximal controlled-invariant set for specifications  $\bigvee_i [l_i \mu \leq c_i]$ . The result is obtained in the form of another disjunction of linear inequalities. Several assumptions are made in terms of a certain uncontrolled subnet  $\mathcal{N}_A$ . Two of the assumptions are that  $\mathcal{N}_A$  is acyclic and that the transitions  $t$  of  $\mathcal{N}_A$  satisfy  $D^-(p, t) = 1 \forall p \in \bullet t$ . The result is obtained under the no concurrency assumption.

## 7.5. LIVENESS ENFORCEMENT

Here we consider a procedure that designs liveness enforcing supervisors as supervisors enforcing constraints (1). This approach has appeared in (Iordache, 2003; Iordache and Antsaklis, 2003a). While the approach is very general, in that it makes no assumptions on the PN structure, it does not have guaranteed termination **and the nonterminating behavior can be encountered often in practice**.

Given a PN  $\mathcal{N}$  of initial marking  $\mu_0$ , a transition  $t$  is live if for all reachable markings  $\mu$ , there is an enabled firing sequence that includes  $t$ . Given  $\mathcal{T} \subseteq T$ ,  $(\mathcal{N}, \mu_0)$  is  $\mathcal{T}$ -live if all  $t \in \mathcal{T}$  are live. Further,  $(\mathcal{N}, \mu_0)$  is live if  $T$ -live (i.e., all transitions  $t$  are live).

**EXAMPLE 3.** *Note that the PN of Fig. 1(b) is not live, and not even deadlock-free: the sequence  $t_1, t_2, t_7$  leads to deadlock. Here, the supervisor causes deadlock, as the plant in Fig. 1(a) is live. So we consider enhancing a specification  $L\mu \leq b$  with additional constraints  $L'\mu \leq b'$  such that the resulting supervised system is live.*

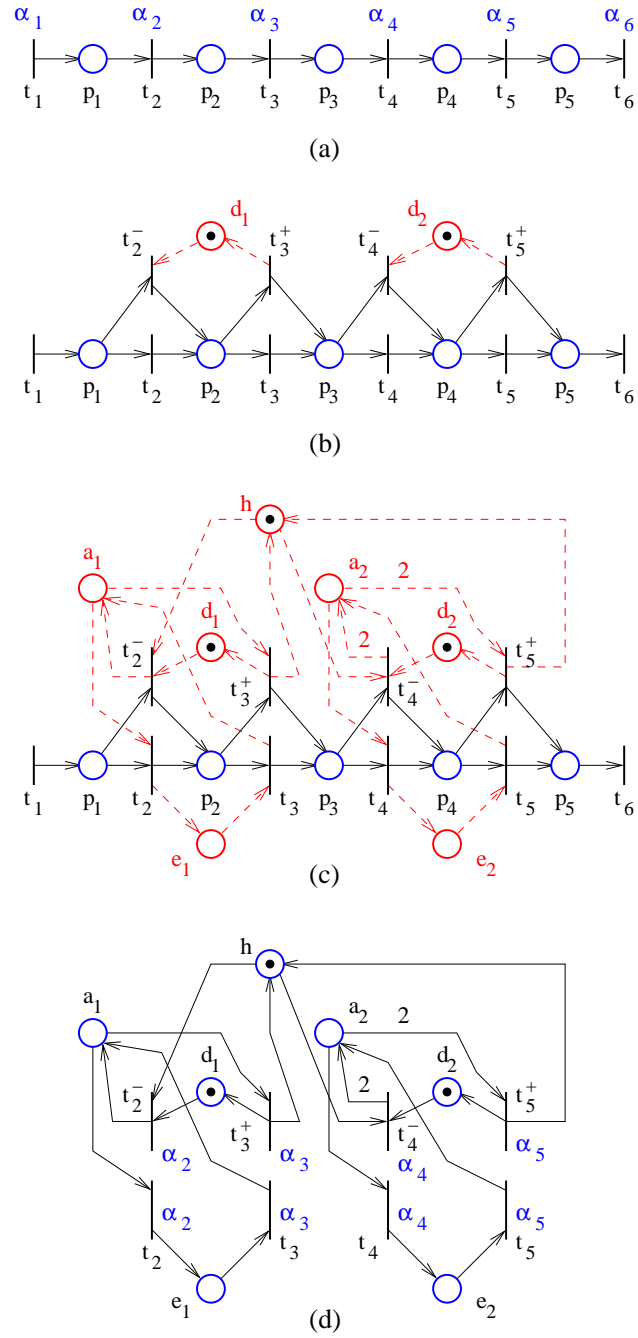


Figure 11. (a) the plant; (b) adding the places  $d_i$ ; (c) the closed-loop; (d) the supervisor.

The procedure for  $\mathcal{T}$ -liveness enforcement has the following input:

1. A PN  $\mathcal{N}$  and the set  $\mathcal{T} \subseteq T$ ;
2. The sets of uncontrollable and unobservable transitions  $T_{uc}$  and  $T_{uo}$ ;
3. Optionally, a set of reachable-marking constraints (RMC)  $G\mu \leq h$ .

Note that the RMC describe constraints that the reachable markings are known to satisfy. Formally, given a set of initial markings of interest  $\mathcal{M}_I$ , the RMC satisfy that  $\forall \mu_0 \in \mathcal{M}_I \forall \mu \in \mathcal{R}(\mathcal{N}, \mu_0): G\mu \leq h$ , where  $\mathcal{R}(\mathcal{N}, \mu_0)$  is the set of reachable markings of  $(\mathcal{N}, \mu_0)$ . The RMC is an optional argument, and its implicit value corresponds to  $\mathbb{N}^m$  (all possible markings). The output of the procedure is the following:

1. Two sets of constraints  $C\mu \leq d$  and  $C_0\mu \leq d_0$ , describing the supervisor.
2. A boolean variable  $LR$ , where  $LR = TRUE$  indicates least-restrictive supervision.<sup>2</sup> ( $LR$  is set by checking sufficient conditions for least-restrictive supervision; in principle, the supervision could be least-restrictive also when  $LR = FALSE$ ).
3. A boolean variable  $TERM$ , where  $TERM = TRUE$  indicates successful termination.

The role of the constraints  $C\mu \leq d$  and  $C_0\mu \leq d_0$  is described in the following result of (Iordache, 2003; Iordache and Antsaklis, 2003a).

**THEOREM 3.** *If the procedure terminates and  $TERM = TRUE$ , then  $C\mu \leq d$  is admissible and  $(\mathcal{N}, \mu_0)$  supervised according to  $C\mu \leq d$  is  $\mathcal{T}$ -live for all initial markings  $\mu_0 \in \mathcal{M}_I$  satisfying  $C_0\mu_0 \leq d_0$  and  $C\mu_0 \leq d$ .*

Note that  $\mathcal{M}_I = \mathbb{N}^m$  when no RMC is given. On the other hand, when an RMC is given, the supervisor design may rely on it, and so  $\mathcal{T}$ -liveness enforcement is not guaranteed for  $\mu_0 \notin \mathcal{M}_I$ .

As Theorem 3 shows, the initial marking is a variable, not a given input, just as in the SBPI. In this context, this is what “least restrictive supervision” means. The supervisor defined by  $C\mu \leq d$  and  $C_0\mu \leq d_0$  is least restrictive if for all initial markings  $\mu_0 \in \mathcal{M}_I$

- if  $C\mu_0 \not\leq d$  or  $C_0\mu_0 \not\leq d_0$ , no  $\mathcal{T}$ -liveness enforcing supervisor of  $(\mathcal{N}_0, \mu_0)$  exists.

---

<sup>2</sup> For the simplicity of the presentation,  $LR$  has not been included in the procedures of (Iordache, 2003; Iordache and Antsaklis, 2003a); however, it is implemented in the software package (Iordache and Antsaklis, 2002).

- if  $C\mu_0 \leq d$  and  $C_0\mu_0 \leq d_0$ , the supervisor enforcing  $C\mu \leq d$  is the least restrictive  $\mathcal{T}$ -liveness enforcing supervisor of  $(\mathcal{N}_0, \mu_0)$ .

Note that if the procedure terminates and certain sufficient conditions are satisfied, the supervisor given by  $C\mu \leq d$  and  $C_0\mu \leq d_0$  is guaranteed to be least restrictive. In particular, when  $\mathcal{T} = T$  (full liveness enforcement),  $\mathcal{N}$  is fully controllable and observable ( $T_{uc} = \emptyset$  and  $T_{uo} = \emptyset$ ) and the procedure terminates, the procedure generates the least restrictive liveness enforcement supervisor, if a liveness enforcing supervisor exists.

EXAMPLE 4. *As shown before, enforcing the specification (6–7) on the PN of Fig. 1(a) leads to deadlock. To add new constraints that ensure liveness, we start with the closed-loop of Fig. 1(b). Consider applying the  $\mathcal{T}$ -liveness enforcing procedure with  $\mathcal{T} = T$  (full liveness desired),  $T_{uo} = \emptyset$  and  $T_{uc} = \{t_2, t_5\}$ . Due to (8–9), the RMC are  $\mu_1 + \mu_2 + \mu_5 + \mu_8 = 1$  and  $\mu_3 + \mu_7 + \mu_9 = 1$ . The procedure terminates with the following constraints  $C\mu \leq d$ :*

$$\mu_1 + 2\mu_2 + \mu_5 + \mu_7 + \mu_8 + \mu_9 \geq 2 \quad (43)$$

$$\mu_1 + \mu_2 + \mu_3 + 2\mu_5 + \mu_8 + \mu_9 \geq 2 \quad (44)$$

and the following constraints  $C_0\mu \leq d_0$

$$\mu_3 + \mu_4 \geq 1 \quad (45)$$

$$\mu_6 + \mu_7 \geq 1 \quad (46)$$

In view of the RMC,  $\mu_8$  and  $\mu_9$  can be substituted, and then (43) and (44) become

$$\mu_2 - \mu_3 \geq 0 \quad (47)$$

$$\mu_5 - \mu_7 \geq 0 \quad (48)$$

The supervised PN is shown in Figure 12(a), while Figure 12(b) shows the original plant supervised with (6–7) and the additional constraints (47–48) for liveness enforcement.

When the procedure generates a least restrictive supervisor and  $\mathcal{M}_I = \mathbb{N}^m$ ,  $C\mu \leq d$  and  $C_0\mu \leq d_0$  identify the set of markings for which  $\mathcal{T}$ -liveness can be enforced. Note that for fully controllable and observable PNs, the problem of characterizing the set of markings for which a PN can be made  $\mathcal{T}$ -live is decidable (Valk and Jantzen, 1985). The algorithm proposed in (Valk and Jantzen, 1985) searches the marking space to find a set of minimal markings; based on this set the least restrictive  $\mathcal{T}$ -liveness enforcing supervisor can be immediately

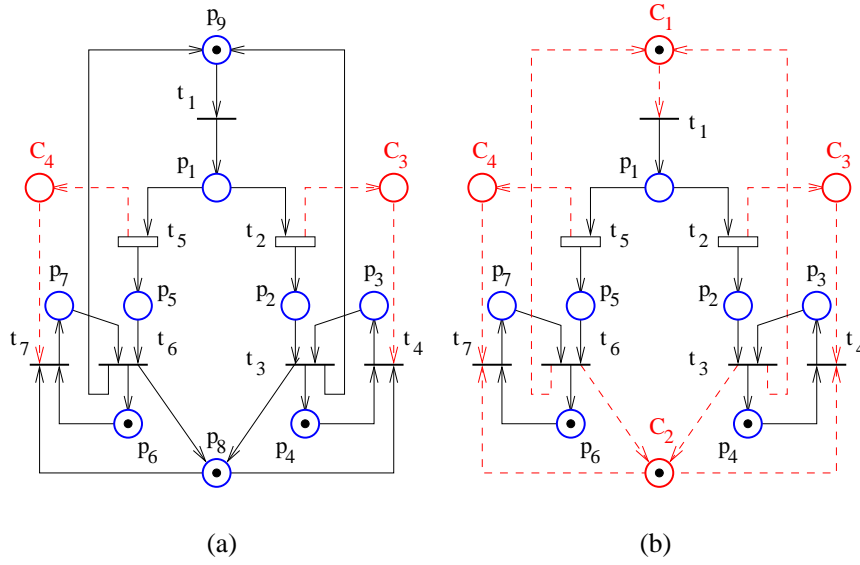


Figure 12. Enforcing liveness in the PN of Figure 1(b).

derived. The algorithm of Valk and Jantzen has the drawbacks that: (a) the coverability graph is to be evaluated for every marking considered during the search; (b) the number of minimal markings may be large (e.g. exponential in the size of the net).

In the literature, there is another liveness enforcing method that represents the supervisor by means of a set of constraints (1). In (Park and Reveliotis, 2002), dealing with a class of resource allocation systems (Reveliotis, 2005), the liveness enforcing supervisor is represented by constraints (1) on the marking of the sequential processes, where  $L$  has nonnegative elements. The method allows constraints (1) of the same form to be used as forbidden state specifications, due to the fact that the monitors enforcing them can be seen as virtual resources of the resource allocation system. Thus, both forbidden state specifications and liveness can be enforced.

Literature results expressing supervisory policies in terms of monitors of a PN plant are of special interest in our survey, as any monitor-based solution can be expressed by constraints (1) or their extension (30). In the literature, there are numerous papers that use monitor-based solutions for deadlock prevention or liveness enforcement, such as the following. In a computer science context, a monitor-based solution for least restrictive liveness enforcement in processes with resource allocation appears in (Lautenbach and Thiagarajan, 1979; Suraj, 1980).



The class of PN models used in these papers is very much related to the PN models used for liveness enforcement in flexible manufacturing systems. One of the first papers dealing with liveness enforcement for PN models of flexible manufacturing systems is (Banaszak and Krogh, 1990). While the supervisory policy of (Banaszak and Krogh, 1990) was not given a monitor-based interpretation, some of the subsequent work on related PN models resulted in monitor-based solutions. Thus, a less restrictive supervisory policy appears in (Xing et al., 1996), together with conditions guaranteeing least restrictive supervision and a monitor-based implementation of the policy. Monitor-based solutions for extended classes of PN models appear in (Ezpeleta et al., 1995; Park and Reveliotis, 2001; Tricas et al., 2000). The approaches of (Barkaoui et al., 1997; Tricas et al., 2000) are more closely related to the procedure of this subsection, due to the fact that they detect and correct deadlock situations iteratively.

## 7.6. DISCUSSION

This section has shown that various types of specifications can be approached by structural methods and SBPI. Among language specifications, we have only considered specifications requiring the language of the closed-loop to be a sublanguage of the specification. We have not considered the languages of labeled PNs with final states. For such PNs, a word is accepted only if it leads to a marking contained in the set of the final states. For such problems the supervision is to be non-blocking, that is, words leading to states from which the final states are unreachable should not be allowed. Thus, if  $\mathcal{L}$  is the language describing the specification, the approach of section 7.2 can be used to ensure all sequences of plant events are in  $\overline{\mathcal{L}}$ . However, the approach of section 7.2 may allow the plant to deadlock after generating a word  $w \in \overline{\mathcal{L}} \setminus \mathcal{L}$ . Thus, a final state may never be reached. A topic of further research is to enhance the approach of section 7.2 to guarantee this situation cannot occur. This topic is related to (Ichikawa et al., 1985; Ichikawa and Hiraishi, 1988), dealing with specifications requiring target states to be reached and prespecified sequences to be fired.

Another type of languages considered in the literature deal with the infinite behavior of a plant. They express the requirement that there are no deadlocks and that for all infinite words some final state is infinitely often visited. Automata with this acceptance rule are called Büchi automata. It is known that specifications expressed in LTL (linear-time temporal logic) can be translated into Büchi automata (Clarke et al., 1999). This result is interesting, as it suggests temporal logic can be approached in our PN setting. Thus, given a Büchi automaton  $\mathcal{A}$ ,

we can first apply the approach of section 7.2, to generate a supervisor enforcing the part of the specification described by the structure of  $\mathcal{A}$ . Then, deadlock prevention or  $\mathcal{T}$ -liveness enforcement methods could be applied to guarantee some final states are infinitely often visited. The application of PN structural methods to temporal logic is an interesting topic of further research.

The application to temporal logic highlights the importance of a reliable tool for  $\mathcal{T}$ -liveness enforcement. The need for  $\mathcal{T}$ -liveness enforcement and deadlock prevention arises also from the methods enforcing (1) and its extensions to generalized linear constraints, disjunctive constraints, and language constraints. Indeed, many of these methods do not guarantee that the closed-loop will be live.

The procedure of section 7.5 could be applied for liveness enforcement, having the benefits that it is a structural approach, it can enforce not only liveness but also  $\mathcal{T}$ -liveness, it makes no assumptions on the structure of the PN, and supports partial controllability and partial observability. However, as mentioned in section 7.5, the procedure of (Iordache, 2003; Iordache and Antsaklis, 2003a) does not have guaranteed termination and the nonterminating behavior can be encountered often in practice. While improvements that mitigate the termination issue are possible, such as in (Iordache, 2003), the total elimination of this issue is a matter of further research. As discussed in section 7.5, there are other liveness enforcement methods that have guaranteed termination. However, most results can only be applied to special classes of PNs. An exception is (Valk and Jantzen, 1985), which can deal also with arbitrary PN structures. Moreover, most work has been done under the assumption of full controllability and observability. Papers that consider partial controllability include (Barkaoui et al., 1997; Park and Reveliotis, 2002; Sreenivas, 2000). These facts indicate that more research work is needed in the area of liveness enforcement for arbitrary PN structures with partial controllability and partial observability.

## 8. Applications

The constraints (1) have been proposed for various applications, such as in chemical processes (Yamalidou and Kantor, 1991), AGV coordination (Krogh and Holloway, 1991), manufacturing constraints (Moody and Antsaklis, 1998), and mutual exclusion in batch processing (Tittus and Egardt, 1999). Moreover, the class of constraints  $L\mu + Hq \leq b$  has also been applied for the supervisory control of railway networks (Giua and Seatzu, 2001). The constraints  $Cv \leq b$  have also been used for fairness enforcement, such as bounding the difference between the number

of occurrences of two events, in protocols (Genrich et al., 1980) and manufacturing (Li and Wonham, 1993).

In this section we mention some other areas of application for the constraints (1). We consider here **an application to semaphores in Operating Systems, an application to fault tolerance, and the relation of (1) to synchronic distances.**

### 8.1. SEMAPHORES

The application of supervisory control techniques in software engineering has been proposed in (Lemmon et al., 2000; Lemmon and He, 2000). There, the supervisor can be seen as a plug-in to other software modules, ensuring certain specifications are satisfied. The approach there is to use the unfolding<sup>3</sup> of PN models for supervisor design. Other approaches could be applied as well for the supervisor design of software modules. In this section we consider monitor-based supervisors, we show such supervisors can be implemented in software by means of *semaphores*, and we discuss some of the potential benefits of the supervisory control approach for automatic code generation.

Semaphores, monitors and rendez-vous mechanisms have been used in the context of Operating Systems for synchronization and control of access to shared resources. The PN modeling of these mechanisms has been considered in the literature (Zuberek, 1999). In particular, the relation between PNs and semaphores has been known for a long time (Kosaraju, 1973). The observation that monitors correspond to semaphores is also known (Holloway et al., 1997; He and Lemmon, 2000).

Semaphores are nonnegative integer variables that can be accessed by means of two indivisible operations provided by the operating system: *wait* and *signal*. Given a semaphore  $x$ , when a process calls *wait*( $x$ ), the operating system acts **as follows**: (a) if  $x \geq 1$ ,  $x \rightarrow x-1$ ; (b) if  $x = 0$ , the process calling *wait*( $x$ ) is suspended. The calls *signal*( $x$ ) result in **the following**: (a) if there are processes suspended on *wait*( $x$ ), one of them is selected to resume its execution; (b) otherwise,  $x \rightarrow x+1$ .

Semaphores can easily be modeled by monitors, as illustrated in Figure 13. The figure shows three processes  $PR1$ ,  $PR2$ , and  $PR3$ , that share a memory location. The process  $PR1$  may access the memory when  $p_2$  is marked,  $PR2$  when  $p_5$  is marked, and  $PR3$  when  $p_8$  is marked. To ensure the memory is not read and written at the same time by different processes, a semaphore is added, which is represented by the marking of the place  $C$ . Thus, the transitions  $t \in C\bullet$  correspond to wait calls and the transitions  $t \in \bullet C$  to signal calls. For the marking

<sup>3</sup> Unfolding is a partial order method that constructs a reduced reachability graph

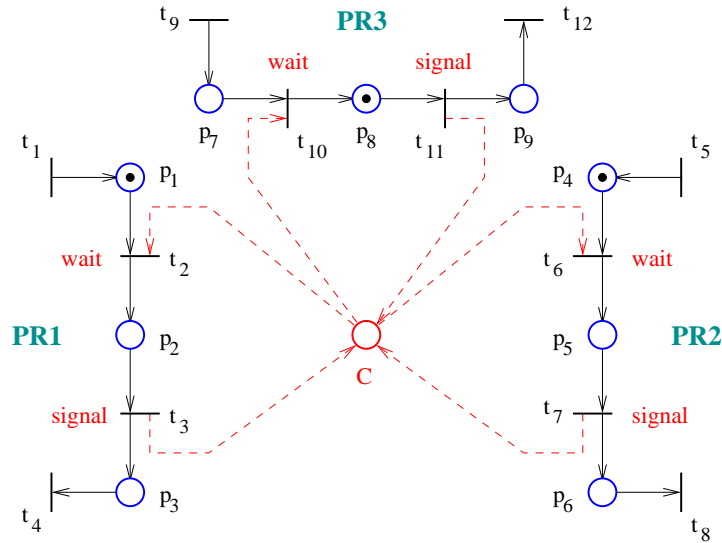


Figure 13. PN model of three processes with a semaphore.

shown in the figure,  $PR3$  is running, while  $PR1$  and  $PR2$  are suspended, as they cannot execute  $t_2$  and  $t_6$ . However, after  $PR3$  executes  $t_{11}$  (signal), one of  $PR1$  or  $PR2$  may resume its execution. Note also that the constraint enforced by the semaphore is  $\mu_2 + \mu_5 + \mu_8 \leq 1$ .

This example illustrates also that given a specification, such as that a memory location should only be accessed by one process at a time, the semaphores implementing it may be automatically generated using the supervisory techniques of this paper. The specifications (1) may result in more complex control structures, with more than one monitor connected to a single transition. This situation requires some simple extensions of the semaphore operations *wait* and *signal*. Other minor extensions are needed to implement specifications (29), as the monitors enforcing (29) may have self-loops. However, the extensions are somewhat more involved in the case of specifications represented by disjunctions (section 7.4). Note that the usage of semaphores may lead to deadlocks. However, a liveness enforcing approach (section 7.5) could be used to automatically enhance the code with calls to additional semaphores such that no deadlock can occur. While semaphores have been typically used in a centralized setting, by means of the approach of section 6.5, it is possible to decompose a centralized specification for enforcement in a decentralized or distributed setting.

## 8.2. FAULT TOLERANCE

Recent research on the robustness of the SBPI based designs to faults in a plant appears in (Iordache and Antsaklis, 2004). There it is shown that the designs based on the SBPI and the related liveness enforcing approach of (Iordache and Antsaklis, 2003a) have remarkable built-in qualities that simplify the fault accommodation process. In fact, only minor updates may be required for certain faults and reconfigurations. The kind of faults/reconfigurations considered in (Iordache and Antsaklis, 2004) are: faults modeled by token loss/gain, a class of changes in the constraints, and changes in the controllability/observability of the system.

In what follows, we focus on a different approach to fault tolerance (Hadjicostis and Verghese, 1999; Sifakis, 1979; Suarez, 1985), in which additional places are added to a PN that allow detecting and correcting errors. Namely, we show that these places can be described by constraints  $L\mu \leq b$  and  $L\mu + Hq \leq b$ .

$\mathcal{N}_E = (P_E, T, D_E^-, D_E^+)$  is an embedding of a PN  $\mathcal{N} = (P, T, D^-, D^+)$  if  $P \subseteq P_E$  and the input/output matrices are related by:

$$D_E^- = \begin{bmatrix} D^- \\ X_E^- \end{bmatrix} \quad D_E^+ = \begin{bmatrix} D^+ \\ X_E^+ \end{bmatrix}$$

$\mathcal{N}_E$  is a **separate redundant embedding** (Hadjicostis and Verghese, 1999) if for every initial marking  $\mu_0$  of  $\mathcal{N}$  and initial marking  $\mu_{0,E} = G\mu_0$  of  $\mathcal{N}_E$ , all firing sequences enabled by  $\mu_0$  in  $\mathcal{N}$  are also possible from  $\mu_{0,E}$  in  $\mathcal{N}_E$ . The matrix  $G$  is required to have the form:

$$G = \begin{bmatrix} I_n \\ C \end{bmatrix}$$

for  $n = |P|$ . Note that for a separate redundant embedding, the places of the embedding are implicit, as their marking always enable a transition  $t$  if the marking of  $P$  enables  $t$ . Given a matrix  $X$ , let's write  $X \geq 0$  if all elements of  $X$  are nonnegative; given the matrices  $X$  and  $Y$ , let's write  $X \leq Y$  if  $Y - X \geq 0$ , and let  $\min(X, Y)$  denote the minimum taken element by element, that is, the matrix  $Z$  such that  $Z_{i,j} = \min(X_{i,j}, Y_{i,j})$ . Let's define also  $\max(X, Y)$  in a similar way.

**THEOREM 4.** (Hadjicostis and Verghese, 1999)  *$\mathcal{N}_E$  is a separate redundant embedding iff  $C \geq 0$ ,  $X_E^- = CD^- - A$  and  $X_E^+ = CD^+ - A$ , where  $0 \leq A \leq \min(CD^-, CD^+)$ .*

We show that constructing a redundant embedding is equivalent to designing the supervisor enforcing  $L\mu + Hq \leq 0$  for  $L \leq 0$  and

$H \leq -LD^-$ . From (Iordache and Antsaklis, 2003b), it is known that in the fully controllable and observable setting, the least restrictive supervisor enforcing  $L\mu + Hq \leq 0$  corresponds to a PN of input and output matrices  $X^- = \max(0, LD, H)$  and  $X^+ = \max(0, -LD) + \max(0, H - \max(0, LD))$ . Thus, the closed-loop is given by the input and output matrices:

$$D_C^- = \begin{bmatrix} D^- \\ X^- \end{bmatrix} \quad D_C^+ = \begin{bmatrix} D^+ \\ X^+ \end{bmatrix}$$

It turns out that we have the following result:

**THEOREM 5.**  *$\mathcal{N}_E$  is a separate redundant embedding iff there are  $L\mu + Hq \leq 0$  with  $L \leq 0$  and  $H \leq -LD^-$  such that  $X^- = X_E^-$  and  $X^+ = X_E^+$ .*

The result can be proved based on Theorem 4: if  $\mathcal{N}_E$  is a separate redundant embedding, we can define  $L = -C$  and  $H = CD^- - A$ , and then prove  $X^- = X_E^-$  and  $X^+ = X_E^+$ . On the other hand, if  $L\mu + Hq \leq 0$  with  $L \leq 0$  and  $H \leq -LD^-$ , we can define  $C = -L$  and  $A = \min(-LD^-, -LD^+) - \max(0, H - \max(0, LD))$ , and then prove  $0 \leq A \leq \min(CD^-, CD^+)$ .

In (Hadjicostis and Verghese, 1999), two types of faults are considered. The first one, place failures, results in a change in the number of tokens. The second one, transitions failures, result in marking errors when the postcondition or the precondition of a transition  $t$  is not executed, that is, when we have either  $\mu'_E = \mu_E - D_E^-(\cdot, t)$  or  $\mu'_E = \mu_E + D_E^+(\cdot, t)$  instead of  $\mu'_E = \mu_E + D_E^+(\cdot, t) - D_E^-(\cdot, t)$ . The detection and identification of failures relies on  $C$  for place failures, and on  $A$  for transition failures. Note that if we limit ourselves to place failures, we are free to choose any  $A$  such that  $0 \leq A \leq \min(CD^-, CD^+)$ . In particular, the choice  $A = \min(CD^-, CD^+)$  corresponds to an embedding that **does not add** self-loops to the Petri net. This corresponds to constraints with  $L = -C$  and  $H = CD^- - A$ , that is,  $H = \max(0, LD)$ . However, the constraints  $L\mu + Hq \leq b$  with  $H = \max(0, LD)$  can be simply expressed (under the no concurrency assumption) as  $L\mu \leq b$  (Iordache, 2003). This shows that the constraints (1) can also be used in the context of fault detection and identification.

### 8.3. SYNCHRONIC DISTANCES

An area of interest in the study of PNs is the Theory of Synchrony. Introductions to the field may be found in (Genrich et al., 1980; Suarez, 1987). The main issue here is the dependence between transition firings, such as, for instance, how many times can one transition  $t_1$  be fired without firing another transition  $t_2$ . An important concept in this

theory is the synchronic distance, defined below. We show here that specifications requiring bounds on synchronic distances **are related to** the specifications of the form  $Cv \leq b$ . This observation is important because, as mentioned also in section 7.1, enforcing constraints  $Cv \leq b$  can be reduced to enforcing constraints (1).

Given a finite firing sequence  $\sigma$  of firing count vector  $\underline{\sigma}$ , let  $\underline{\sigma}_i = \underline{\sigma}(t_i)$ . Thus,  $\underline{\sigma}_i$  denotes the number of occurrences of  $t_i$  in  $\sigma$ . Let's recall also that the Parikh vector  $v$  equals  $\underline{\sigma}$  when  $\sigma$  is the sequence of firings since the initialization of the system. Given a PN with an initial marking and given two transitions  $t_1$  and  $t_2$ , the *synchronic distance* can be defined by  $\delta(t_1, t_2) = \sup_{\sigma} |\underline{\sigma}_1 - \underline{\sigma}_2|$ , where the supremum is taken over all finite sequences  $\sigma$  enabled from some reachable marking. **However, this definition may not be appropriate for systems in which a transition  $t_1$  may fire  $n$  times as often as  $t_2$ , in which case it would be more natural to evaluate  $\sup_{\sigma} |\underline{\sigma}_1 - n\underline{\sigma}_2|$ .** For this reason and in order to compare sets of transitions instead of just single transitions, the *synchronic distance* is defined with respect to weight vectors  $W_1$  and  $W_2$  as  $\delta(W_1, W_2) = \sup_{\sigma} |W_1\underline{\sigma} - W_2\underline{\sigma}|$ .

As shown on an example in (Genrich et al., 1980), it may be useful to have specifications of the form  $\delta(W_1, W_2) \leq d$ . Note that  $|W_1v - W_2v| \leq d/2 \Rightarrow \delta(W_1, W_2) \leq d$ . Indeed, **for any sequence  $\sigma^1$  fired from the initial state, if  $\sigma^1 = \sigma^0\sigma$ , we can write that  $|W_1\underline{\sigma} - W_2\underline{\sigma}| \leq |W_1\underline{\sigma}^0 - W_2\underline{\sigma}^0| + |W_1\underline{\sigma}^1 - W_2\underline{\sigma}^1|$ . However,  $|W_1\underline{\sigma}^1 - W_2\underline{\sigma}^1| \leq d/2$  and  $|W_1\underline{\sigma}^0 - W_2\underline{\sigma}^0| \leq d/2$ . Therefore,  $\delta(W_1, W_2) = \sup_{\sigma} |W_1\underline{\sigma} - W_2\underline{\sigma}| \leq d$ . The facts that  $|W_1v - W_2v| \leq d/2 \Rightarrow \delta(W_1, W_2) \leq d$  and that  $|W_1v - W_2v| \leq d/2$  is of the form  $Cv \leq b$ , indicate that the constraints  $Cv \leq b$  are relevant for problems involving synchronic distance constraints.**

## 9. Conclusions

The problem of enforcing specifications  $L\mu \leq b$  can be approached by numerous methods, as shown in this survey. We have emphasized a subset of structural methods, showing that they can be extended to very general plant models, including labeled Petri nets. Enforcing specifications  $L\mu \leq b$  is of interest to numerous problems, as more general specifications can be reduced to the form  $L\mu \leq b$  by transforming the plant model. The general specifications treated in this paper include languages and disjunctions of linear inequalities.

Finally, it should be noted that some of the methods mentioned in this paper have been implemented in software. In particular, the SPN-BOX (Iordache and Antsaklis, 2002) is a Matlab toolbox available on the web, that implements supervisor design approaches of (Moody and

Antsaklis, 2000; Iordache and Antsaklis, 2003b; Iordache and Antsaklis, 2003a) for SBPI design and liveness enforcement.

### Acknowledgments

The authors gratefully acknowledge the partial support of the Lockheed Martin Corporation and of the National Science Foundation (NSF CCR01-13131).

### References

- Achour, Z., N. Rezg, and X. Xie: 2004, ‘Supervisory Control of Partially Observable Marked Graphs’. *IEEE Trans. on Automatic Control* **49**(11), 2007–2011.
- Banaszak, Z. and B. Krogh: 1990, ‘Deadlock Avoidance in Flexible Manufacturing Systems with Concurrently Competing Process Flows’. *IEEE Trans. on Robotics and Automation* **6**(6), 724–734.
- Barkaoui, K., A. Chaoui, and B. Zouari: 1997, ‘Supervisory Control of Discrete Event Systems Using Structure Theory of Petri Nets’. In: *Proc. IEEE International Conf. on Systems, Man, and Cybernetics*. pp. 3750–3755.
- Basile, F., P. Chiacchio, and A. Giua: 1998a, ‘On the Choice of Suboptimal Monitor Places for Supervisory Control of Petri Nets’. In: *Proc. IEEE International Conf. on Systems, Man, and Cybernetics*. pp. 752–757.
- Basile, F., P. Chiacchio, and A. Giua: 1998b, ‘Supervisory Control of Petri Nets Based on Suboptimal Monitors Places’. In: *Proc. 4th International Workshop on Discrete Event Systems*. pp. 85–87.
- Basile, F., P. Chiacchio, and A. Giua: 2000, ‘Optimal control of Petri net monitors with control and observation costs’. In: *Proc. 39th IEEE International Conf. on Decision and Control*. pp. 424–429.
- Bemporad, A. and M. Morari: 1999, ‘Control of systems integrating logic, dynamics, and constraints’. *Automatica* **35**(3), 407–427.
- Boel, R. K., L. Ben-Naoum, and V. V. Breusegem: 1995, ‘On forbidden state problems for a class of controlled Petri nets’. *IEEE Trans. on Automatic Control* **40**(1), 1717–1731.
- Chen, H.: 1998, ‘Net Structure and Control Logic Synthesis of Controlled Petri Nets’. *IEEE Trans. on Automatic Control* **43**(10), 1446–1450.
- Chen, H.: 2000, ‘Control Synthesis of Petri Nets Based on S-decreases’. *Discrete Event Dynamic Systems: Theory and Applications* **10**(3), 233–250.
- Chen, H. and B. Hu: 1991, ‘Distributed control of discrete event systems described by a class of controlled Petri nets’. In: *Preprints of IFAC International Symposium on Distributed Intelligence Systems*.
- Chen, H. and B. Hu: 1994, ‘Monitor-based control of a class of controlled Petri nets’. In: *Proc. 3rd International Conf. on Automation, Robotics and Computer Vision*.
- Church, A.: 1963, ‘Logic, Arithmetics, and Automata’. In: *Proc. International Congress of Mathematicians*. pp. 23–35, Institut Mittag-Leffler.
- Clarke, E., O. Grumberg, and D. Peled: 1999, *Model Checking*. MIT Press.



- Darondeau, P. and X. Xie: 2003, 'Linear Control of Live Marked Graphs'. *Automatica* **39**(3), 429–440.
- Desrochers, A. and R. Al'Jaar: 1995, *Applications of Petri nets in Manufacturing Systems: Modelling, Control and Performance Analysis*. IEEE Press.
- Ezpeleta, J., J. M. Colom, and J. Martínez: 1995, 'A Petri net based deadlock prevention policy for flexible manufacturing systems'. *IEEE Trans. on Robotics and Automation* **11**(2), 173–184.
- Genrich, H. J., K. Lautenbach, and P. S. Thiagarajan: 1980, 'Elements of General Net Theory.'. In: Brauer, W. (ed.): *Net Theory and Applications*, Vol. 84 of *Lecture Notes in Computer Science*. Springer-Verlag, pp. 21–163.
- Ghaffari, A., N. Rezg, and X. Xie: 2003a, 'Design of a Live and Maximally Permissive Petri Net Controller Using the Theory of Regions'. *IEEE Trans. on Robotics and Automation* **19**(1), 137–142.
- Ghaffari, A., N. Rezg, and X. Xie: 2003b, 'Feedback control logic for forbidden-state problems of marked graphs: application to a real manufacturing system'. *IEEE Trans. on Automatic Control* **48**(1), 2–17.
- Giua, A. and F. DiCesare: 1991, 'Supervisory Design Using Petri Nets'. In: *Proc. 30<sup>th</sup> IEEE International Conf. on Decision and Control*. pp. 92–97.
- Giua, A. and F. DiCesare: 1994, 'Blocking and Controllability of Petri Nets in Supervisory Control'. *IEEE Trans. on Automatic Control* **39**(4), 818–823.
- Giua, A. and F. DiCesare: 1995, 'Decidability and Closure Properties of Weak Petri Net Languages in Supervisory Control'. *IEEE Trans. on Automatic Control* **40**(5), 906–910.
- Giua, A., F. DiCesare, and M. Silva: 1992, 'Generalized Mutual Exclusion Constraints on Nets with Uncontrollable Transitions'. In: *Proc. IEEE International Conf. on Systems, Man and Cybernetics*. pp. 974–979.
- Giua, A. and C. Seatzu: 2001, 'Supervisory Control of Railway Networks with Petri Nets'. In: *Proc. 40<sup>th</sup> IEEE Conf. on Decision and Control*. pp. 5004–5009.
- Giua, A. and C. Seatzu: 2002, 'Observability of Place/Transition Nets'. *IEEE Trans. on Automatic Control* **47**(9), 1424–1437.
- Giua, A., C. Seatzu, and F. Basile: 2004, 'Observer-based state feedback control of timed Petri nets with deadlock recovery'. *IEEE Trans. on Automatic Control* **49**(1), 17–29.
- Golaszewski, C. H. and P. J. Ramadge: 1988a, 'Discrete event processes with arbitrary controls'. In: M. J. Denham and A. J. Laub (eds.): *Advanced Computing Concepts and Techniques in Control Engineering*. Springer-Verlag, pp. 459–469.
- Golaszewski, C. H. and P. J. Ramadge: 1988b, 'Mutual exclusion problems for discrete event systems with shared events'. In: *Proc. 27<sup>th</sup> IEEE Conf. on Decision and Control*. pp. 234–239.
- Hadjicostis, C. N. and G. C. Verghese: 1999, 'Monitoring Discrete Event Systems Using Petri Net Embeddings'. In: *Application and Theory of Petri Nets 1999*, Vol. 1639 of *Lecture Notes in Computer Science*. pp. 188–207, Springer-Verlag.
- He, K. and M. Lemmon: 2000, 'On the transformation of maximally permissive marking-based supervisors into monitor supervisors'. In: *Proc. IEEE Conf. on Decision and Control*. pp. 2657–2662.
- Holloway, L., X. Guan, and L. Zhang: 1996, 'A Generalization of State Avoidance Policies for Controlled Petri Nets'. *IEEE Trans. on Automatic Control* **41**(6), 804–816.
- Holloway, L. and B. Krogh: 1990, 'Synthesis of feedback control logic for a class of controlled Petri nets'. *IEEE Trans. on Automatic Control* **35**(5), 514–523.

- Holloway, L. and B. Krogh: 1992, ‘On Closed-Loop Liveness of Discrete-Event Systems Under Maximally Permissive Control’. *IEEE Trans. on Automatic Control* **37**(5), 692–697.
- Holloway, L. E. and B. H. Krogh: 1994, ‘Controlled Petri Nets: A Tutorial Survey’. In: *11th International Conf. on Analysis and Optimization of Systems: Discrete Event Systems*, Vol. 199 of *Lecture Notes in Control and Information Sciences*. pp. 158–168, Springer-Verlag.
- Holloway, L. E., B. H. Krogh, and A. Giua: 1997, ‘A Survey of Petri Net Methods for Controlled Discrete Event Systems.’. *Discrete Event Dynamic Systems* **7**(2), 151–190.
- Ichikawa, A. and K. Hiraishi: 1988, ‘Analysis and control of discrete event systems represented by Petri nets’. In: P. Varaiya and A. B. Kurzhanski (eds.): *Discrete Event Systems: Models and Applications*, Vol. 103 of *Lecture Notes in Control and Information Sciences*. Springer Verlag, pp. 115–134.
- Ichikawa, A., K. Yokoyama, and S. Kurogi: 1985, ‘Reachability and Control of Discrete Event Systems Represented by Conflict-Free Petri Nets.’. In: *International Symposium on Circuits and Systems, Proceedings*. pp. 487–490.
- Iordache, M. and P. Antsaklis: 2003a, ‘Design of T-Liveness Enforcing Supervisors in Petri Nets’. *IEEE Trans. on Automatic Control* **48**(11), 1962–1974.
- Iordache, M. and P. Antsaklis: 2003b, ‘Synthesis of Supervisors Enforcing General Linear Vector Constraints in Petri Nets’. *IEEE Trans. on Automatic Control* **48**(11), 2036–2039.
- Iordache, M. V.: 2003, ‘Methods for the Supervisory Control of Concurrent Systems Based on Petri Net Abstractions’. Ph.D. thesis, University of Notre Dame.
- Iordache, M. V. and P. J. Antsaklis: 2002, ‘Software Tools for the Supervisory Control of Petri Nets Based on Place Invariants’. Technical report isis-2002-003, University of Notre Dame.
- Iordache, M. V. and P. J. Antsaklis: 2003c, ‘Admissible Decentralized Control of Petri Nets’. In: *Proc. 2003 American Control Conf.* pp. 332–337.
- Iordache, M. V. and P. J. Antsaklis: 2003d, ‘Decentralized Control of Petri Nets with Constraint Transformations’. In: *Proc. 2003 American Control Conf.* pp. 314–319.
- Iordache, M. V. and P. J. Antsaklis: 2004, ‘Resilience to Failures and Reconfigurations in the Supervision Based on Place Invariants’. In: *Proc. 2004 American Control Conf.* pp. 4477–4482.
- Iordache, M. V. and P. J. Antsaklis: 2005, ‘A Structural Approach to the Enforcement of Language and Disjunctive Constraints’. In: *Proc. 2005 American Control Conf.* pp. 3920–3925.
- Iordache, M. V., J. O. Moody, and P. J. Antsaklis: 2002, ‘Synthesis of Deadlock Prevention Supervisors using Petri nets’. *IEEE Trans. on Robotics and Automation* **18**(1), 59–68.
- Kosaraju, S. R.: 1973, ‘Limitations of Dijkstra’s Semaphore Primitives and Petri nets’. *Operating Systems Review* **7**(4), 122–126.
- Krogh, B.: 1987, ‘Controlled Petri Nets and Maximally Permissive Feedback Logic’. In: *Proc. 25th Annual Allerton Conf., University of Illinois, Urbana*. pp. 317–326.
- Krogh, B. and L. Holloway: 1991, ‘Synthesis of feedback control logic for manufacturing systems’. *Automatica* **27**(4), 641–651.
- Kumar, R. and L. Holloway: 1996, ‘Supervisory Control of Petri Nets with Regular Specification Languages’. *IEEE Trans. on Automatic Control* **41**(2), 245–249.

- Lautenbach, K. and P. S. Thiagarajan: 1979, 'Analysis of a Resource Allocation Problem Using Petri Nets'. In: *Proc. 1st European Conf. on Parallel and Distributed Processing*. pp. 260–266, Cepadues Editions.
- Lemmon, M. and K. He: 2000, 'Supervisory Plug-ins for Distributed Software.'. In: Pezze, M. and Shatz, M. (eds.): *Proc. Workshop on Software Engineering and Petri Nets*. pp. 155–172, University of Aarhus, Department of Computer Science.
- Lemmon, M., K. He, and S. Shatz: 2000, 'Dynamic reconfiguration of software objects using Petri nets and network unfolding'. In: *Proc. IEEE International Conf. on Systems, Man, and Cybernetics*. pp. 3069–3074.
- Li, Y. and W. Wonham: 1993, 'Control of Vector Discrete-Event Systems I - The Base Model'. *IEEE Trans. on Automatic Control* **38**(8), 1214–1227.
- Li, Y. and W. Wonham: 1994, 'Control of Vector Discrete-Event Systems II - Controller Synthesis'. *IEEE Trans. on Automatic Control* **39**(3), 512–530.
- Li, Y. and W. Wonham: 1995, 'Concurrent Vector Discrete-Event Systems'. *IEEE Trans. on Automatic Control* **40**(4), 628–638.
- Moody, J. O. and P. J. Antsaklis: 1998, *Supervisory Control of Discrete Event Systems Using Petri Nets*. Kluwer Academic Publishers.
- Moody, J. O. and P. J. Antsaklis: 2000, 'Petri Net Supervisors for DES with Uncontrollable and Unobservable Transitions'. *IEEE Trans. on Automatic Control* **45**(3), 462–476.
- Park, J. and S. Reveliotis: 2001, 'Deadlock Avoidance in Sequential Resource Allocation Systems with Multiple Resource Acquisitions and Flexible Routings'. *IEEE Trans. on Automatic Control* **46**(10), 1572–1583.
- Park, J. and S. Reveliotis: 2002, 'Liveness-Enforcing Supervision for Resource Allocation Systems with Uncontrollable Behavior and Forbidden States'. *IEEE Trans. on Robotics and Automation* **18**(2), 234–240.
- Peterson, J. L.: 1981, *Petri Net Theory and the Modeling of Systems*. Englewood Cliffs, New Jersey: Prentice Hall, Inc.
- Pnueli, A. and R. Rosner: 1989, 'On the synthesis of a reactive module'. In: *Proc. ACM Symposium on Principles of Programming Languages*. pp. 179–190.
- Ramadge, P.: 1989, 'Some Tractable Supervisory Control Problems for Discrete-Event Systems Modeled by Büchi Automata'. *IEEE Trans. on Automatic Control* **34**(1), 10–19.
- Ramadge, P. and W. Wonham: 1987, 'Modular feedback logic for discrete-event systems'. *SIAM Journal on Control and Optimization* **25**(5), 1202–1218.
- Ramadge, P. and W. Wonham: 1989, 'The Control of Discrete Event Systems'. *Proc. IEEE* **77**(1), 81–98.
- Reveliotis, S.: 2005, *Real-Time Management of Resource Allocation Systems: A Discrete Event Systems Approach*. Springer.
- Sifakis, J.: 1979, 'Realization of Fault-Tolerant Systems by Coding Petri Nets'. *Journal of Design Automation and Fault-Tolerant Computing* **3**, 93–107.
- Sreenivas, R. S.: 2000, 'On a Minimally Restrictive Supervisory Policy that Enforces Liveness in Partially Controlled Free Choice Petri Nets'. In: *Proc. 39th IEEE Conf. on Decision and Control*. Sydney, Australia, pp. 2651–2656.
- Stremersch, G.: 2001, *Supervision of Petri Nets*. Kluwer Academic Publishers.
- Stremersch, G. and R. K. Boel: 1999, 'Enforcing k-safeness in controlled state machines'. In: *Proc. 38th IEEE Conf. on Decision and Control*. pp. 1737–1742.
- Stremersch, G. and R. K. Boel: 2000, 'Reduction of the Supervisory Control Problem for Petri Nets'. *IEEE Trans. on Automatic Control* **45**(12), 2358–2363.

- Stremersch, G. and R. K. Boel: 2001, 'Decomposition of the Supervisory Control Problem for Petri Nets Under Preservation of Maximal Permissiveness'. *IEEE Trans. on Automatic Control* **46**(9), 1490–1496.
- Stremersch, G. and R. K. Boel: 2002, 'Structuring acyclic Petri nets for reachability analysis and control'. *Discrete Event Dynamic Systems* **12**(1), 7–41.
- Suarez, M. S.: 1985, 'Error Detection and Correction on Petri Net Models of Discrete Events Control Systems'. In: *International Symposium on Circuits and Systems*. IEEE, pp. 921–924.
- Suarez, M. S.: 1987, 'Towards a Synchrony Theory for P/T Nets'. In: Voss, K., Genrich, H.J., and Rozenberg, G. (eds.): *Concurrency and Nets—Advances in Petri Nets*. Springer-Verlag, pp. 435–460.
- Suraj, Z.: 1980, 'Resource Allocation Problem'. In: *Proc. of the 3rd Symp. on Math. Foundations of Comput. Science, Zaborow 1980, ICS PAS Reports*. pp. 83–86.
- Tittus, M. and B. Egardt: 1999, 'Hierarchical supervisory control for batch processes'. *IEEE Trans. on Control Systems Technology* **7**(5), 542–554.
- Tricas, F., F. Garcia-Valles, J. M. Colom, and J. Ezpeleta: 2000, 'New Methods for Deadlock Prevention and Avoidance in Concurrent Systems'. *Actas de las Jornadas de Concurrencia 2000* pp. 97–110.
- Valk, R. and M. Jantzen: 1985, 'The Residue of Vector Sets with Applications to Decidability Problems in Petri Nets.'. *Acta Informatica* **21**, 643–674.
- Williams, H. P.: 1987, 'Linear and integer programming applied to the propositional calculus'. *International Journal of Systems Research and Information Science* **2**, 81–100.
- Williams, H. P.: 1993, *Model building in mathematical programming*. Wiley. (3rd ed.).
- Xing, K., B. Hu, and H. Chen: 1996, 'Deadlock Avoidance Policy for Petri Net Modeling of Flexible Manufacturing Systems with Shared Resources'. *IEEE Trans. on Automatic Control* **41**(2), 289–295.
- Yamalidou, E. and J. Kantor: 1991, 'Modeling and optimal control of discrete-event chemical processes using Petri nets'. *Computers and Chemical Engineering* **15**(7), 503–519.
- Yamalidou, E., J. O. Moody, P. J. Antsaklis, and M. D. Lemmon: 1996, 'Feedback Control of Petri Nets Based on Place Invariants'. *Automatica* **32**(1), 15–28.
- Zhang, L. and L. E. Holloway: 1995, 'Forbidden State Avoidance in Controlled Petri Nets under Partial Observation'. In: *Proc. 33rd Annual Allerton Conf. on Communications, Control, and Computing*. pp. 146–155.
- Zuberek, W. M.: 1999, 'Petri net models of process synchronization mechanisms.'. In: *Proc. IEEE International Conf. on Systems, Man, and Cybernetics*. pp. 841–847.