

spring semester course schedule

John F Sherman

215 Riley Hall
jsherman@nd.edu
631 7175

office hours
TT 10:30 - 11:30

This course is designed to cover the various techniques of web page construction and the graphic design considerations unique to the internet.

A challenge for many will be the wide range of technology to grasp and learn in publishing a creative idea as a website. Do not be bashful in asking questions, but do also to try and solve things yourself. Start simple and build complexity as your skill develops.

Jan 17	introduction • samples on webstarters • Fugu • Dreamweaver
Jan 19	tables vs css • creating links • image formats • placing graphics
24	class homepage due
26	demos • work in lab • informal review
31	resumes project due • Photoshop, Illustrator demo
feb 2	demos • work in lab • informal review
7	navigation bar project due • demos • work in lab
9	demos • work in lab • informal review
14	picture gallery project due • demos • work in lab
16	demos • work in lab • informal review
21	javascript 1 projects due • demos • work in lab
23	demos • work in lab • informal review
28	javascript 2 project due • demos • work in lab
mar 1	demos • work in lab • informal review
6	demos • work in lab
8	portfolio layout design due
semester break	
20	presentations of what's out there • work in lab • embed quicktime • favicon
22	critique on portflio project • work in lab • meta tags
27	work in lab
29	online portfolio due • work in lab
apr 3	work in lab
5	work in lab
10	work in lab
12	work in lab
17	work in lab
19	critique on final project • work in lab
24	work in lab
26	work in lab
may 1	final project presentation
may tba	Final,

course expectations

John F Sherman

215 Riley Hall
jsherman@nd.edu
631 7175

office hours
TT 10:30 - 11:30

Goals	learn html and css design considerations in designing for the internet experience in critiquing the creative work of others
Attendance	Because of the nature of studio courses, it is critical that you are at class on time and ready to work everyday. Arriving late to class three times will result in an absence. You have three absences. Your fourth absence will result in a lowering of your final grade. All class periods with "critique" are mandatory. Missing class or arriving late on these days is unacceptable and will result in a lowering of your grade on that particular project.
Class participation	You are expected to contribute constructive comments on your work as well as the work of your classmates during critiques. This is an important part of all studio courses, and your active participation will allow you to get more out of this course.
Grades	There will be 8 beginning projects and two final projects. <ul style="list-style-type: none">• each of the first 7 projects will be – 5% each of final grade• online portfolio and final project – 25% & 30% of final grade• attendance, reviews, being prepared, etc – 10% of final grade
Final	All the work will be published online <ul style="list-style-type: none">• at the end of semester final meeting turn in a CD or DVD containing all the contents of your class website

class resources

John F Sherman

215 Riley Hall
jsherman@nd.edu
631 7175

office hours
TT 10:30 - 11:30

books	HTML for the World Wide Web by Elizabeth Castro
web stuff	http://www.nd.edu/~jsherman/webstarters/html/index.html
software	Adobe CSS Web Premium from OIT ND Computer Store Dreamweaver by Adobe for html layout Photoshop by Adobe for image editing Illustrator by Adobe for image editing Fugu for NetFile file transfer VPN http://oit.nd.edu/security/vpn/index.shtml permits remote systems to access the ND network
browsers	Safari by Apple Computer check your code on different browsers Internet Explorer by Microsoft no longer supported for Mac Navigator by Netscape, Camino, Opera, Mozilla, Firefox and others
Network storage	There are two locations for you to store your files and to create your ND online web presence, NetFile or AFS. It has to be one or the other.

I recommend using using your NetFile space.
Choose which to use at :
http://oit.nd.edu/shared_file_space/webpage.shtml

Private

location of personal files – no one can have access

Public

location of files you wish others to have access to

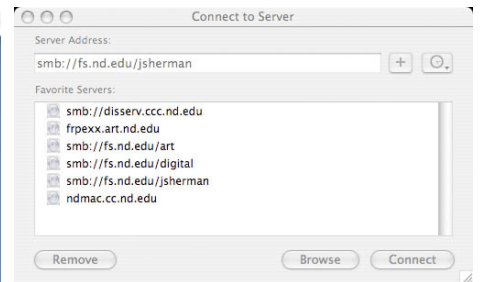
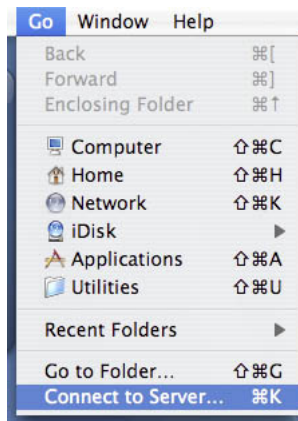
www

location of your website, your address is www.nd.edu/~netfileID

Yesterday (not available in NetFile)

backup of your network storage as of yesterday

Connecting to NetFile while on campus using Mac OSX



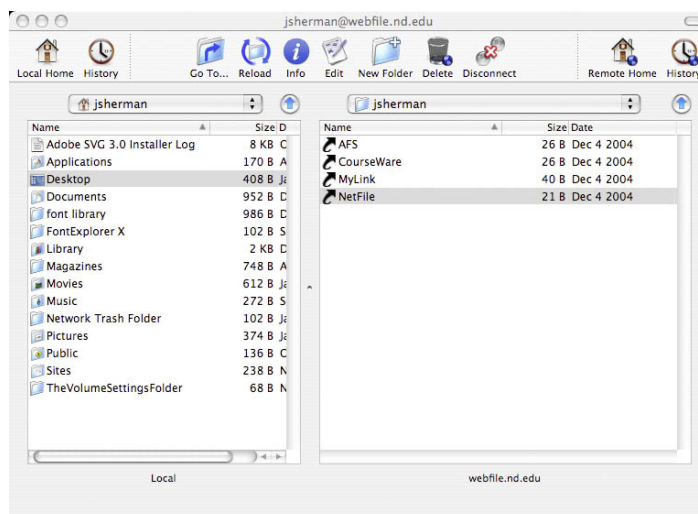
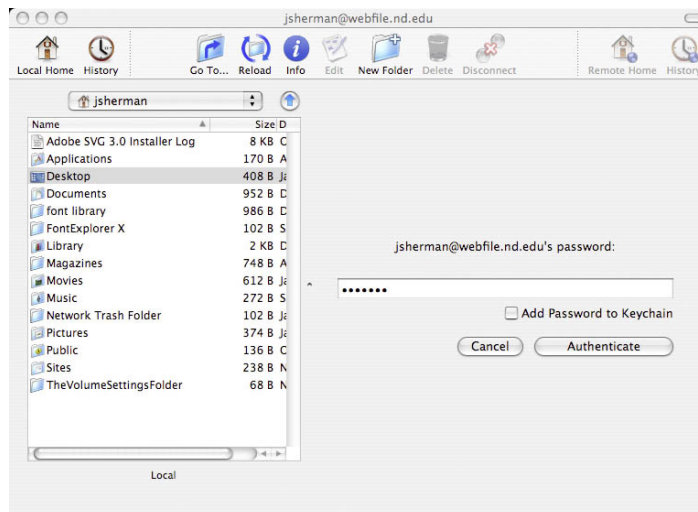
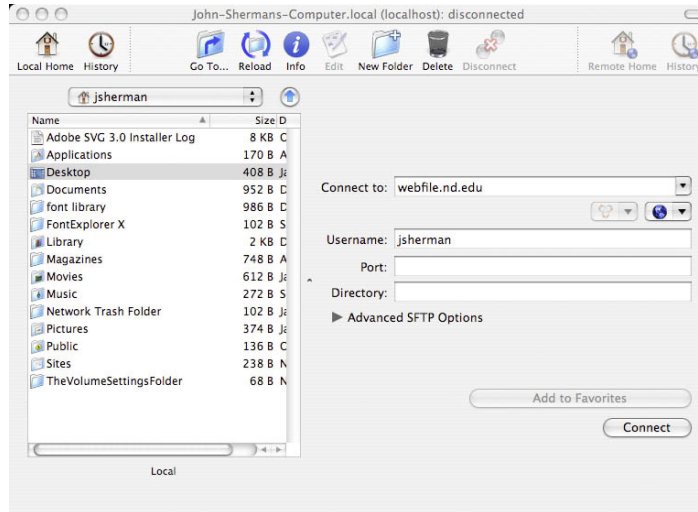
John F Sherman

215 Riley Hall
jsherman@nd.edu
631 7175

office hours
TT 10:30 - 11:30

Connecting to NetFile while off campus using Fugu.

Available free at <http://rsug.itd.umich.edu/software/fugu/>



project 1 • create home page version 1

John F Sherman

215 Riley Hall
jsherman@nd.edu
631 7175

office hours
TT 10:30 - 11:30

goal	Learn the basics of writing html code and cascading style sheets (css).
what is due	design a class homepage that will link to your assignments this semester your projects will be: <ul style="list-style-type: none">• two versions of your resume• navigation bar paroproject• frames project• picture gallery project• javascript project 1• javascript project 2• what's out there profile• portfolio project• a final website project of your choice
procedure	Create a multimedia directory in your www netFile network space I have made a link to all of you at : http://www.nd.edu/~jsherman/courses/mm-web.htm Begin with something simple. As you learn new things this semester, redesign this page. I expect this page to change. Use a placeholder file for sections of the site that have not been designed yet
publishing	your address to this will be : http://www.nd.edu/~netID/website

project 2 • resumes

goal	Further learn writing html code and css
what is due	two different designs of your resume, both containing a link to a pdf version of your print resume. do two design approaches <ul style="list-style-type: none">• using tables• css layout
procedure	use the gettingStarted 1 & 2 files on webstarters to get going www.nd.edu/~jsherman/webstarters/html/index.html the resumes MUST use an external css file use the files provided in the webstarters 'getting started 1 & 2' as a start and then you can modify as needed
publishing	we all should all be able to link to your work at the classlist page

project 3 • navigation bar

John F Sherman

215 Riley Hall
jsherman@nd.edu
631 7175

office hours
TT 10:30 - 11:30

goal	Learn how to construct rollover vertical or horizontal arranged navigation buttons in Dreamweaver
what is due	website design of your choice with a navigation bar
procedure	see the beginning files on webstarters to get going www.nd.edu/~jsherman/webstarters/html/index.html use Photoshop to make multiple versions of of your buttons Illustrator can be used as well
publishing	we all should all be able to link to your work at the classlist page

project 4 • frames project

project 5 • picture gallery

John F Sherman

215 Riley Hall
jsherman@nd.edu
631 7175

office hours
TT 10:30 - 11:30

goal	learn how to make and modify a photo gallery with Photoshop & Bridge
what is due	three different versions of the same picture set <ul style="list-style-type: none">• modify the gallery stylesheet• can family / friend photo collection
procedure	use Photoshop to make multiple versions of of your buttons
publishing	we all should all be able to link to your work at the classlist page

project 6 • javascript I

goal	Learn how to modify a example javascript files
what is due	make your own version of these javascript files <ul style="list-style-type: none">• popup window• rollover menu and preview picture swap• rotate image
procedure	use Photoshop to make multiple versions of of your buttons <ul style="list-style-type: none">• you don't need to use webstarter files to begin
publishing	we all should all be able to link to your work at the classlist page

project 7 • javascript 2

goal	Learn how to modify a more complex javascript based project
what is due	website design of your choice
procedure	see http://developer.apple.com/safaridemos http://valums.com/javascript-image-galleries/ and others and choose a project to modify <ul style="list-style-type: none">• Show / hide a DIV using javascript
publishing	we all should all be able to link to your work at the classlist page

John F Sherman

215 Riley Hall
jsherman@nd.edu
631 7175

office hours
TT 10:30 - 11:30

project 8 • what's out there presentation

goal	discover what career opportunities are available
what is due	research a web designer or company and make a brief presentation on their work
procedure	<ul style="list-style-type: none">• profile / where do they work• samples of their work / web links• how does one apply and what are they looking for
publishing	we all should all be able to link to your work at the classlist page <ul style="list-style-type: none">• package presentation as a pdf for future classes to reference
	see http://www.nd.edu/~jsherman/courses/pdf/hyperInDesign.pdf

project 9 • online portfolio

goal	take the experience of previous exercises to design an online portfolio
what is due	online portfolio whatever direction you choose, you should start gathering and processing content for your site at the beginning of the semester. possible ideas : <ul style="list-style-type: none">• consider a fast track and archive presentations of your work• online creative experience that reflects who you are• what possible downloads should you have
procedure	check out the sample files on the webstarters site your site should be reached from your class homepage

project 10 • design a web site

goal	considerations in organizing large web sites
what is due	websitedesign whatever direction you choose, you should start gathering and processing content for your site at the beginning of the semester. possible ideas : <ul style="list-style-type: none">• site for student group or residence hall – consider how it will be maintained• family business – consider the business expectations & timeline• an expansion of another class project• online creative experience of some kind
procedure	check out the sample files on the webstarters site your site should be reached from your class homepage