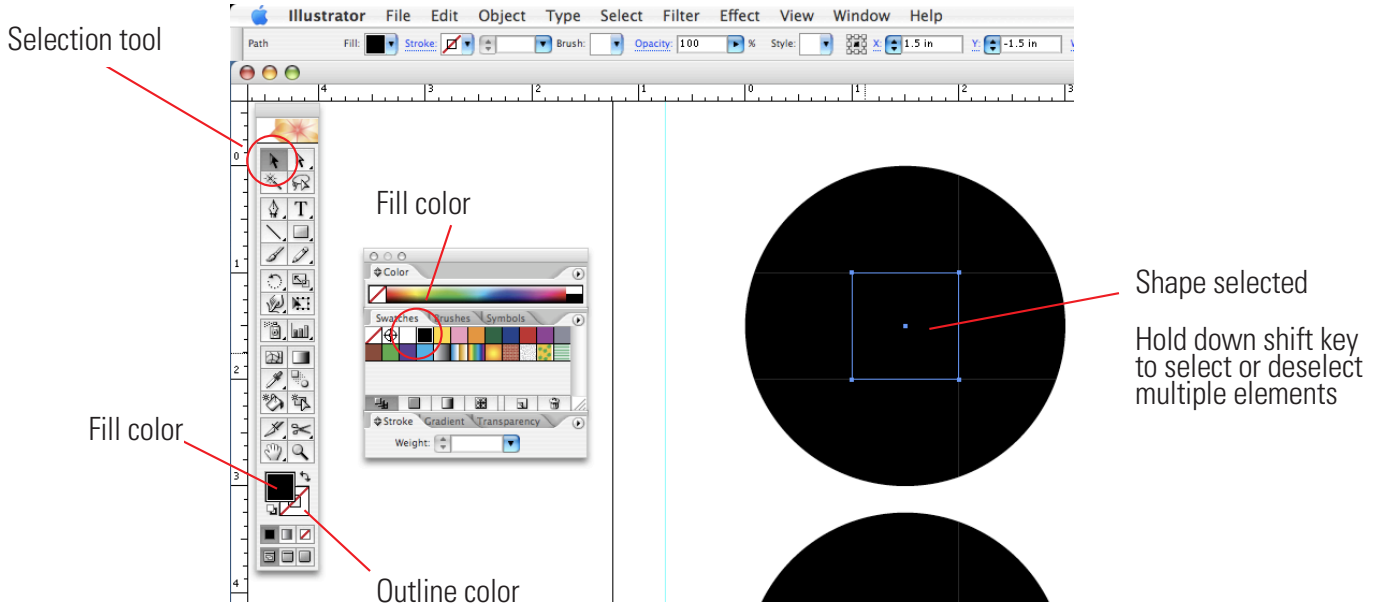
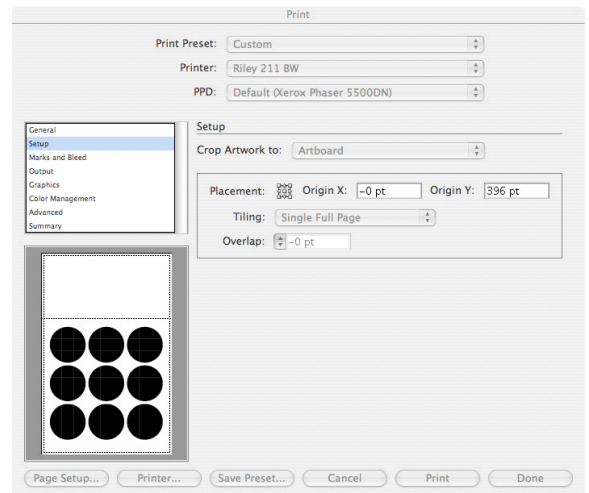
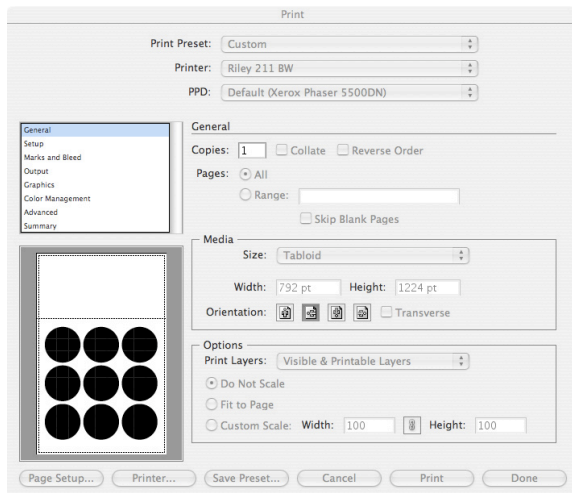


9 Symbol Set — Week Two Illustrator Handout



Printing



9 Symbol Set — Week Two

Illustrator Handout

Tools + Hot Keys:

	Select (V)
	Direct Select (A)
	Magic Wand (Y)
	Lasso (Q)
	Pen (P)
	Type (T)
	Line Segment (\)
	Rectangle (M)
	Paint Brush (B)
	Pencil (N)
	Blob Brush (Shift+B)
	Eraser (Shift+E)
	Rotate (R)
	Scale (S)
	Warp (Shift+R)
	Free Transform (E)
	Symbol Spray (Shift+S)
	Column Graph (J)
	Mesh (U)
	Gradient (G)
	Eyedropper (I)
	Blend (W)
	Live Paint Bucket (K)
	Live Paint Selection (Shift+L)
	Artboard (Shift+O)
	Slice (Shift+K)
	Hand (H)
	Zoom (Z)
	Default Fill + Stroke (D)
	Fill + Stroke (X to switch between)
	Color Gradient None (< > /)
	Change Screen Mode (F)

To access palettes:

Window	Help
New Window	
Arrange ▶	
Workspace ▶	
Extensions ▶	
Application Frame	
✓ Application Bar	
✓ Control	
✓ Tools	
Actions	
Align	⇧F7
Appearance	⇧F6
Attributes	⌘F11
Brushes	F5
✓ Color	F6
Color Guide	⇧F3
Document Info	
Flattener Preview	
Gradient	⌘F9
Graphic Styles	⇧F5
Info	⌘F8
Layers	F7
Links	
Magic Wand	
Navigator	
✓ Pathfinder	⇧⌘F9
Separations Preview	
✓ Stroke	⌘F10
SVG Interactivity	
Swatches	
Symbols	⇧⌘F11
Transform	⇧F8
Transparency	⇧⌘F10
Type	▶
Variables	
Brush Libraries	▶
Graphic Style Libraries	▶
Swatch Libraries	▶
Symbol Libraries	▶

More Hot Keys:

- Command C = Copy
- Command V = Paste
- Command F = Paste in Front
- Command B = Paste in Back
- Command Z = Undo
- Command Shift Z = Redo
- Command X = Cut
- Command P = Print
- Command N = New Document
- Command O = Open
- Command Shift S = Save As...
- Command S = Save
- Command G = Group
- Command Shift G = Ungroup
- Command + = Zoom In
- Command - = Zoom Out
- Command O = Fit to Artboard