

Department of Mathematics  
University of Notre Dame  
Math 10120 – Finite Math  
Spring 2015.

Name: \_\_\_\_\_

Instructors: Garbett & Migliore

## Practice Final Exam A

May 7, 2015

This exam contains 30 problems worth a total of 150 points. You have 2 hours to work on it. You may use a calculator, but no books, notes, or other aid is allowed. Be sure to write your name on this title page and put your initials at the top of every page in case pages become detached.

Some useful information can be found on pages 18 and 19.

**You must record on the following page your answers to the multiple choice problems.**  
Place an  $\times$  through your answer to each problem.

1. (a) (b) (c) (d) (e)
2. (a) (b) (c) (d) (e)
3. (a) (b) (c) (d) (e)
4. (a) (b) (c) (d) (e)
5. (a) (b) (c) (d) (e)
6. (a) (b) (c) (d) (e)
7. (a) (b) (c) (d) (e)
8. (a) (b) (c) (d) (e)
9. (a) (b) (c) (d) (e)
10. (a) (b) (c) (d) (e)
11. (a) (b) (c) (d) (e)
12. (a) (b) (c) (d) (e)
13. (a) (b) (c) (d) (e)
14. (a) (b) (c) (d) (e)
15. (a) (b) (c) (d) (e)
16. (a) (b) (c) (d) (e)
17. (a) (b) (c) (d) (e)
18. (a) (b) (c) (d) (e)
19. (a) (b) (c) (d) (e)
20. (a) (b) (c) (d) (e)
21. (a) (b) (c) (d) (e)
22. (a) (b) (c) (d) (e)
23. (a) (b) (c) (d) (e)
24. (a) (b) (c) (d) (e)
25. (a) (b) (c) (d) (e)
26. (a) (b) (c) (d) (e)
27. (a) (b) (c) (d) (e)
28. (a) (b) (c) (d) (e)
29. (a) (b) (c) (d) (e)
30. (a) (b) (c) (d) (e)

**Multiple Choice**

1. (5 pts.) A vegetarian deli offers 5 different types of bread, 8 types of vegetables and 3 cheeses. A sandwich must have one bread and at least one cheese or one vegetable. It can have up to all 3 cheeses and all 7 vegetables. How many sandwich options does this deli offer?

- (a) 5,115                                      (b) 1,560                                      (c) 1,275  
(d) 1,530                                      (e) 32,736

2. (5 pts.) When ordering a burger at Netty's Famous Burger's in Sydney, you must first choose one type of meat from pork or beef. You then choose a subset of the seven optional fillings, tomato, lettuce, egg, bacon, cheese, pineapple and cooked onions for your burger. After you have chosen your preferred subset of fillings, you choose one sauce from the five available sauces, BBQ, Sweet Chili, Hot Chili, Mustard and Netty's special sauce. If you wish to order a burger with at least one and at most two fillings, how many different burgers are possible?

- (a) 370    (b) 2,560                                      (c) 2,470  
(d) 560    (e) 280

3. (5 pts.) Brigid has 15 books and is allowed to bring at most two on vacation. How many subsets of Brigid's fifteen books have at most three elements?

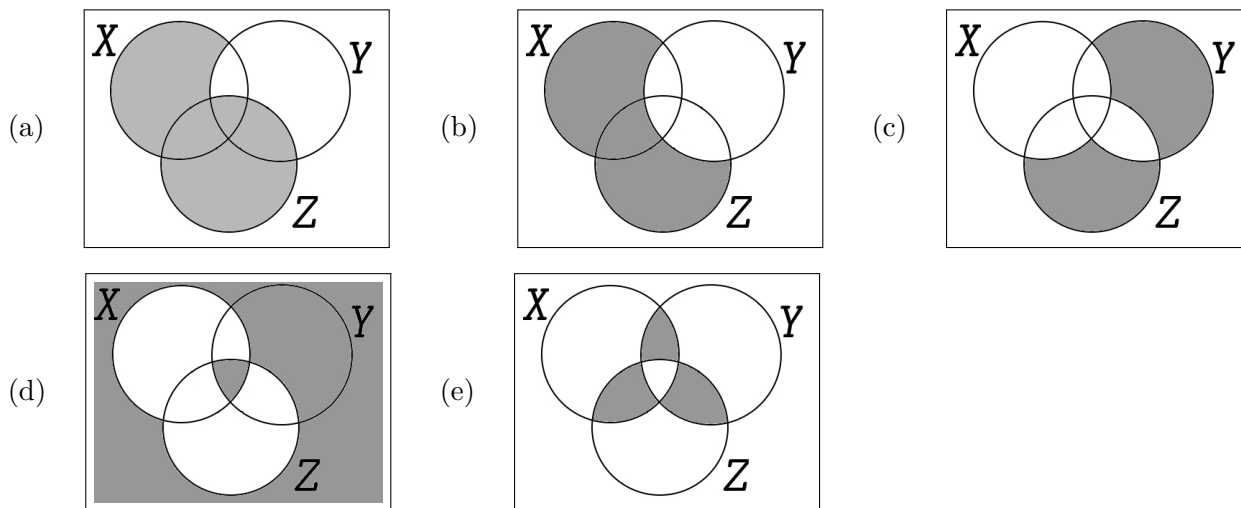
**Note: no books is an option.**

- (a) 211                                      (b) 1,140                                      (c) 1,048,576  
(d) 46    (e) 121

4. (5 pts.) A group of 11 alumni is visiting the Notre Dame campus and they want to have a photograph taken of them lined up in front of the Grotto. How many such photographs are possible? (A bystander will take the picture so all 11 get to be in it.)

- (a)  $2^{11}$                                       (b)  $11^{11}$                                       (c)  $P(11, 11)$   
(d)  $C(11, 11)$                                       (e)  $11^2$

5. (5 pts.) Which Venn diagram below has  $(X \cup Z) \cap Y^c$  shaded?

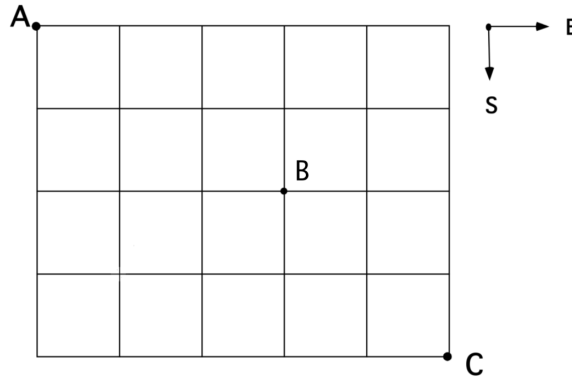


6. (5 pts.) A poker hand consists of a selection of 5 cards from a standard deck of 52 cards. There are 13 denominations, aces, kings, queens, . . . , twos, and four suits, hearts, diamonds, spades and clubs in a standard deck. On an earlier exam we saw that there are 288 poker hands which have three aces and two cards which are not aces but which are of the same denomination. How many poker hands are there with 3 cards of one denomination and 2 of another?

- (a) 288
- (b) 286
- (c) 48
- (d) 3,744
- (e) 156



9. (5 pts.) A street map of Mathland is shown below. If an Uber driver chooses a random route from A to C traveling south and east only, what is the probability that she will **not pass through the intersection at B**? (Rounded to 4 decimal places.)



- (a) 0.3969                                      (b) 0.1746                                      (c) 0.5238
- (d) 0.6349                                      (e) 0.3492

10. (5 pts.) In a Math 10120 class thirty students took Quiz 6. Twenty six of them answered the first question correctly and twenty four of them answered the second question correctly. Three students got a score of zero. How many students scored ten?

**Hint:** Use a Venn diagram.

- (a) 24    (b) 20    (c) 22
- (d) 23    (e) 18

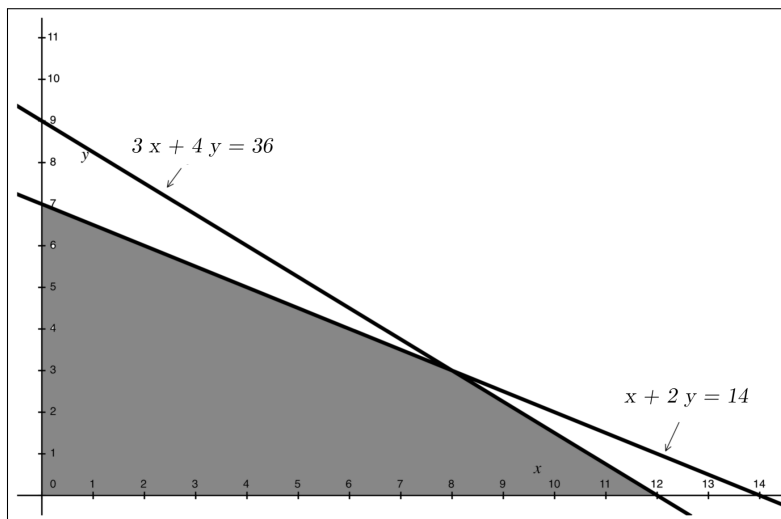
11. (5 pts.) A sample space consists of 9 simple outcomes  $\{x_1, x_2, x_3, x_4, x_5, x_6, x_7, x_8, x_9\}$ . The probabilities are

$\Pr(x_1)$	$\Pr(x_2)$	$\Pr(x_3)$	$\Pr(x_4)$	$\Pr(x_5)$	$\Pr(x_6)$	$\Pr(x_7)$	$\Pr(x_8)$	$\Pr(x_9)$
0.04	0.06	0.08	0.13	0.13	0.15	0.17	0.22	0.02

What is  $\Pr(\{x_1, x_9, x_7\})$ ?

- (a) 0.23
- (b) 0.000136
- (c) 0.67
- (d) 0.34
- (e) 0.57

12. (5 pts.) What is the maximum of the objective function  $2x + 3y$  on the feasible set shown as the shaded region in the diagram below?



- (a) 14
- (b) 28
- (c) 20
- (d) No maximum of the objective function.
- (e) 27



**13.** (5 pts.) A farmer has 20 acres of fields he can plant with either soybeans or corn. Each acre of corn takes 160lbs of fertilizer and 60 lbs of pesticide. Each acre of soybeans takes 80lbs of fertilizer and 120 lbs of pesticide. The farmer can get a contract to sell an acre of corn for \$2,000 per acre and an acre of soybeans for \$3,000 per acre. He has 1,600lbs of fertilizer and 1,800lbs of pesticide. The farmer wishes to maximize his net income. Suppose that  $C$  stands for acres of corn to plant and that  $S$  stands for acres of soybeans to plant. Which collection of constraints and objective functions below models this situation?

(a) 

$C > 0$	$S > 0$	
$C$	$+$	$S \leq 20$
$60C$	$+$	$120S \leq 1800$
$160C$	$+$	$80S \leq 1600$
$2000C$	$+$	$3000S$

(b) 

$C \leq 0$	$S \leq 0$	
$C$	$+$	$S \leq 20$
$160C$	$+$	$80S \leq 1800$
$60C$	$+$	$120S \leq 1600$
$2000C$	$+$	$3000S$

(c) 

$C \leq 0$	$S \leq 0$	
$C$	$+$	$S \leq 20$
$2000C$	$+$	$3000S \leq 1800$
$160C$	$+$	$80S \leq 1600$
$60C$	$+$	$120S$

(d) 

$C > 0$	$S > 0$	
$C$	$+$	$S \leq 20$
$2000C$	$+$	$3000S \leq 1800$
$160C$	$+$	$80S \leq 1600$
$60C$	$+$	$120S$

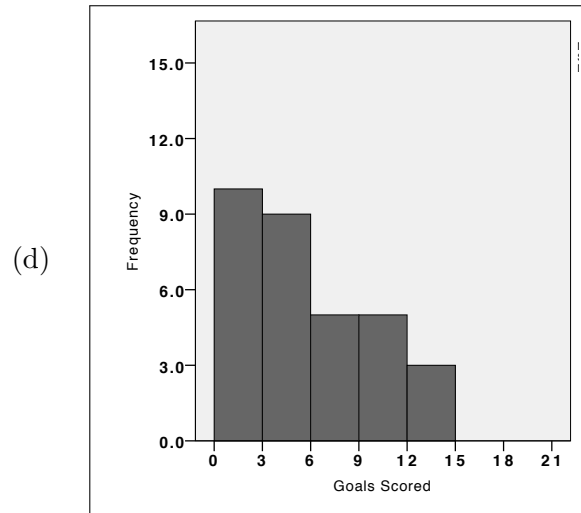
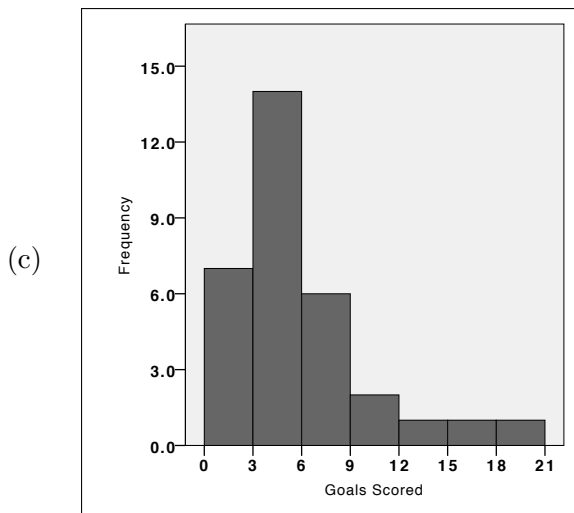
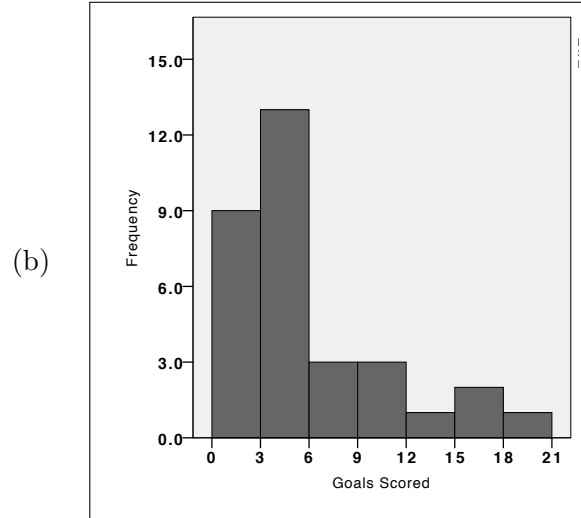
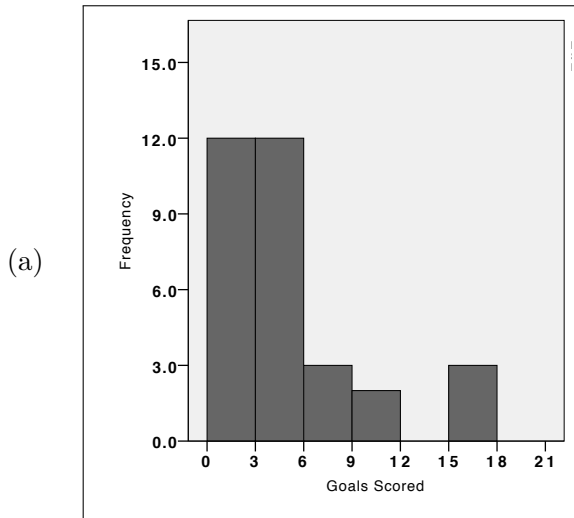
(e) 

$C \leq 0$	$S \leq 0$	
$C$	$+$	$S \leq 20$
$60C$	$+$	$120S \leq 1800$
$160C$	$+$	$80S \leq 1600$
$2000C$	$+$	$3000S$

14. (5 pts.) The number of goals scored by the 32 teams in the 2014 world cup are shown below:

18, 15, 12, 11, 10, 8, 7, 7, 6, 6, 6, 5, 5, 5,  
 4, 4, 4, 4, 4, 4, 3, 3, 3, 3, 3, 2, 2, 2, 2, 1, 1, 1.

Which of the following is a histogram for the data?



(e) None of the above

15. (5 pts.) A sample of 10 students were asked how many text books they bought for the Fall semester and the results are shown in the table below:

No. of Books	Frequency
2	1
4	2
5	4
6	2
8	1

The sample average is  $\bar{x} = 5$ , what is the **sample** standard deviation (rounded to two decimal places)?

- (a)  $s = 2.44$                       (b)  $s = 1.56$                       (c)  $s = 3.1$   
(d)  $s = 1.1$                         (e)  $s = 2.12$

16. (5 pts.) An experiment consists of rolling a pair of fair six sided dice. Let  $X$  denote the product of the two numbers which appear on the uppermost faces. What is  $P(X > 2)$ ?

- (a)  $\frac{35}{36}$                               (b)  $\frac{3}{36}$                               (c)  $\frac{1}{36}$   
(d)  $\frac{33}{36}$                               (e)  $\frac{24}{36}$

17. (5 pts.) The rules of a carnival game are as follows:

- The player pays \$1 to play the game.
- The player then rolls a fair six-sided die.
- If the number on the die is odd, the game is over and the player gets nothing back from the game attendant.
- If the number on the die is even, the player draws a card randomly from a standard deck of 52 cards.
- If the card drawn is an ace, the player receives \$100 from the attendant, otherwise, the game is over and the player gets nothing back from the game attendant.

What are the expected earnings for the player in this game (correct to 2 decimal places)?

- (a) \$3.81                                      (b) \$2.85                                      (c) \$1.56  
(d) -\$2.34                                      (e) -\$1.56

18. (5 pts.) Hilary, who was very busy with Rowing Club activities, forgot to study for her finite math quiz. There are 4 multiple choice questions on the quiz and each question has 5 options for the answer. Hilary decides to randomly guess the answer to each question. What is the probability that Hilary will answer at least two questions correctly?

- (a)  $1 - [(0.8)^4 + 4(0.2)(0.8)^3]$                                       (b)  $(0.8)^4 + 4(0.2)(0.8)^3$   
(c)  $6(0.2)^2(0.8)^2$                                       (d)  $1 - 6(0.2)^2(0.8)^2$   
(e)  $1 - [(0.8)^4 + 4(0.2)(0.8)^3 + 6(0.2)^2(0.8)^2]$

**19.** (5 pts.) Ten percent of the very large population of Medialand carry the LOL gene, strongly associated with random involuntary outbursts of laughter in those who carry the gene. Let  $X$  denote the number of people in a random sample of size 20 chosen from the population of Medialand who carry the LOL gene. Which of the following gives the expected value and standard deviation of  $X$ ?

(a)  $E(X) = 2, \sigma(X) = \sqrt{\frac{9}{10}}$

(b)  $E(X) = 2, \sigma(X) = \sqrt{2}$

(c)  $E(X) = 2, \sigma(X) = \sqrt{\frac{18}{10}}$

(d)  $E(X) = \sqrt{2}, \sigma(X) = \sqrt{\frac{9}{10}}$

(e)  $E(X) = \sqrt{2}, \sigma(X) = \sqrt{\frac{18}{10}}$

**20.** (5 pts.) The lifetime (measured in miles covered) of car tires made by the Bad Year Tire Company is normally distributed with mean  $\mu = 30,000$  miles and standard deviation  $\sigma = 800$  miles. What is the probability that a tire chosen at random from those made by the Bad Year Tire Company will have a lifetime greater than 32,000 miles?

(Tables for the standard normal distribution are attached at the end of your exam.)

(a) 0.0014

(b) 0.9938

(c) 0.9988

(d) 0.0062

(e) 0.1587

**21.** (5 pts.) Find the area under the standard normal curve between  $Z = -1$  and  $Z = 3.5$ .

- (a) 0.8411                      (b) 0.9938                      (c) 0.1587  
(d) 0.9988                      (e) 0.6154

**22.** (5 pts.) The scores for a standardized test given in Florin in 1987 were normally distributed with mean 110 and standard deviation 15. What percentage of the scores were more than 2.5 standard deviations away from the mean?

- (a) 0.0062                      (b) 0.9938                      (c) 0.0668  
(d) 0.1336                      (e) 0.0124

**23.** (5 pts.) Ralph (R) and Connor (C) play a game where each one shows a number on a four sided die (with sides labelled 1, 2, 3 and 4) simultaneously. If the product of the numbers is even, Connor pays Ralph an amount equal to the sum of the two numbers shown. If the product of the numbers is odd, Ralph pays Connor an amount equal to the product of the numbers shown. Which of the following gives the payoff matrix (for  $R$ , with  $R$  as the row player) for this zero-sum game?

(a) 

	1	2	3	4
1	1	-3	3	-5
2	-3	-4	-5	-6
3	3	-5	9	-7
4	-5	-6	-7	-8

(b) 

	1	2	3	4
1	-1	2	-3	4
2	2	4	6	8
3	-3	6	-9	12
4	4	8	12	16

(c) 

	1	2	3	4
1	-2	3	-4	5
2	3	4	5	6
3	-4	5	-6	7
4	5	6	7	8

(d) 

	1	2	3	4
1	1	-2	3	-4
2	-2	-4	-6	-8
3	3	-6	9	-12
4	-4	-8	-12	-16

(e) 

	1	2	3	4
1	-1	3	-3	5
2	3	4	5	6
3	-3	5	-9	7
4	5	6	7	8

**24.** (5 pts.) The following matrix is the payoff matrix for the row player in a zero-sum game:

$$\begin{bmatrix} 1 & 2 & 2 \\ 0 & 2 & 1 \\ -1 & -1 & 1 \end{bmatrix}$$

Which of the following statements is true?

- (a) There are no saddle points in this matrix.
- (b) There are three saddle points in this matrix.
- (c) This game is strictly determined with a value of 1.
- (d) This optimal strategy for the row player in this game is to always play Row 3.
- (e) This game is strictly determined with a value of 2.

**25.** (5 pts.) Ciall ( The Column player ) and Rory (The Row player) play a zero-sum game, with payoff matrix for Rory given by

$$\begin{bmatrix} 2 & 0 & 4 \\ 0 & -1 & 3 \\ 1 & 2 & -1 \end{bmatrix}$$

If Rory plays the mixed strategy  $[\ .2 \ .7 \ .1 ]$  and Ciall plays the mixed strategy  $\begin{bmatrix} \ .2 \\ \ .5 \\ \ .3 \end{bmatrix}$ , what is the expected payoff for Rory for the game?

- (a) 2.51                                      (b) 0.69                                      (c) 3.83  
 (d) 0.86                                      (e) 1.12

**26.** (5 pts.) Chandler ( The Column player ) and Ross (The Row player) play a zero-sum game, with payoff matrix for Ross given by

$$\begin{bmatrix} -1 & 2 \\ 3 & -2 \end{bmatrix}$$

If Ross always plays the mixed strategy  $[\ .3 \ .7 ]$ , Which of the following gives the best counterstrategy for Chandler?

- (a)  $\begin{bmatrix} \ .2 \\ \ .5 \end{bmatrix}$ ,                                      (b)  $\begin{bmatrix} \ 1 \\ \ 0 \end{bmatrix}$                                       (c)  $\begin{bmatrix} \ .3 \\ \ .7 \end{bmatrix}$   
 (d)  $\begin{bmatrix} \ 0 \\ \ 1 \end{bmatrix}$                                       (e)  $\begin{bmatrix} \ .5 \\ \ .5 \end{bmatrix}$



**27.** (5 pts.) Carol ( The Column player ) and Raymond (The Row player) play a zero-sum game. The pay-off matrix is a two by two matrix. If we denote Raymond's strategy by  $[p \ 1 - p]$ , the equations of the strategy lines corresponding to Carol's mixed strategies are given by

$$y = 2 - 4p \quad \text{and} \quad y = p - 2.$$

Which of the following gives Raymond's optimal mixed strategy?

(a)  $[.6 \ .4]$

(b)  $[.8 \ .2]$

(c)  $[.2 \ .8]$

(d)  $[.4 \ .6]$

(e)  $[.5 \ .5]$

**28.** (5 pts.) Carlos (C) and Rosita (R) play a zero-sum game, with payoff matrix for Rosita given by

	$C_1$	$C_2$
$R_1$	1	5
$R_2$	7	2

What is Rosita's optimal mixed strategy for the game?

**Note:** The formulas given at the end of the exam may help.

(a)  $[\frac{5}{9} \ \frac{4}{9}]$

(b)  $[\frac{1}{3} \ \frac{2}{3}]$

(c)  $[\frac{2}{3} \ \frac{1}{3}]$

(d)  $[\frac{4}{9} \ \frac{5}{9}]$

(e)  $[\frac{1}{2} \ \frac{1}{2}]$

**29.** (5 pts.) Cinderella (C) and Rapunzel (R) play a zero-sum game, with payoff matrix for Rapunzel given by

	$C_1$	$C_2$
$R_1$	1	3
$R_2$	4	1

Which of the following statements is true?

**Note:** The formulas given at the end of the exam may help.

- (a) This is a strictly determined game.
- (b) This is a fair game.
- (c) The value of this game is  $\nu = \frac{11}{5}$
- (d) The value of this game is  $\nu = 1$
- (e) If both player's play their optimal strategies for this game, Cinderella's expected payoff is  $\frac{1}{3}$ .

**30.** (5 pts.) Charlie (C) and Ruth (R) play a zero-sum game, with payoff matrix for Ruth given by

	$C_1$	$C_2$	$C_3$
$R_1$	2	5	1
$R_2$	7	2	3
$R_3$	7	-1	-1

Which of the following gives the optimal strategy for Ruth for this game?

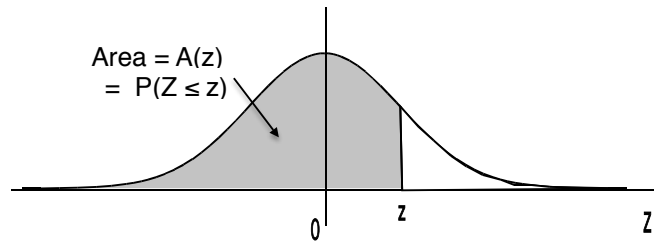
**Hint:** You may need to reduce this matrix before applying the formulas given at the end of the exam.

- (a)  $\left[ \frac{2}{5} \quad \frac{3}{5} \quad 0 \right]$
- (b)  $\left[ \frac{3}{5} \quad \frac{2}{5} \quad 0 \right]$
- (c)  $\left[ \frac{1}{5} \quad 0 \quad \frac{4}{5} \right]$
- (d)  $\left[ \frac{1}{5} \quad \frac{4}{5} \quad 0 \right]$
- (e)  $\left[ \frac{4}{5} \quad \frac{1}{5} \quad 0 \right]$

For payoff matrix

$$\begin{array}{c|cc} & C_1 & C_2 \\ \hline R_1 & a & b \\ R_2 & c & d \end{array}$$
$$p = \frac{d - c}{(a + d) - (b + c)}$$
$$q = \frac{d - b}{(a + d) - (b + c)}$$
$$\nu = \frac{ad - bc}{(a + d) - (b + c)}.$$

**Areas under the Standard Normal Curve**



$z$	$A(z)$	$z$	$A(z)$	$z$	$A(z)$	$z$	$A(z)$	$z$	$A(z)$
-3.50	.0002	-2.00	.0228	-.50	.3085	1.00	.8413	2.50	.9938
-3.45	.0003	-1.95	.0256	-.45	.3264	1.05	.8531	2.55	.9946
-3.40	.0003	-1.90	.0287	-.40	.3446	1.10	.8643	2.60	.9953
-3.35	.0004	-1.85	.0322	-.35	.3632	1.15	.8749	2.65	.9960
-3.30	.0005	-1.80	.0359	-.30	.3821	1.20	.8849	2.70	.9965
-3.25	.0006	-1.75	.0401	-.25	.4013	1.25	.8944	2.75	.9970
-3.20	.0007	-1.70	.0446	-.20	.4207	1.30	.9032	2.80	.9974
-3.15	.0008	-1.65	.0495	-.15	.4404	1.35	.9115	2.85	.9978
-3.10	.0010	-1.60	.0548	-.10	.4602	1.40	.9192	2.90	.9981
-3.05	.0011	-1.55	.0606	-.05	.4801	1.45	.9265	2.95	.9984
-3.00	.0013	-1.50	.0668	.00	.5000	1.50	.9332	3.00	.9987
-2.95	.0016	-1.45	.0735	.05	.5199	1.55	.9394	3.05	.9989
-2.90	.0019	-1.40	.0808	.10	.5398	1.60	.9452	3.10	.9990
-2.85	.0022	-1.35	.0885	.15	.5596	1.65	.9505	3.15	.9992
-2.80	.0026	-1.30	.0968	.20	.5793	1.70	.9554	3.20	.9993
-2.75	.0030	-1.25	.1056	.25	.5987	1.75	.9599	3.25	.9994
-2.70	.0035	-1.20	.1151	.30	.6179	1.80	.9641	3.30	.9995
-2.65	.0040	-1.15	.1251	.35	.6368	1.85	.9678	3.35	.9996
-2.60	.0047	-1.10	.1357	.40	.6554	1.90	.9713	3.40	.9997
-2.55	.0054	-1.05	.1469	.45	.6736	1.95	.9744	3.45	.9997
-2.50	.0062	-1.00	.1587	.50	.6915	2.00	.9772	3.50	.9998
-2.45	.0071	-.95	.1711	.55	.7088	2.05	.9798		
-2.40	.0082	-.90	.1841	.60	.7257	2.10	.9821		
-2.35	.0094	-.85	.1977	.65	.7422	2.15	.9842		
-2.30	.0107	-.80	.2119	.70	.7580	2.20	.9861		
-2.25	.0122	-.75	.2266	.75	.7734	2.25	.9878		
-2.20	.0139	-.70	.2420	.80	.7881	2.30	.9893		
-2.15	.0158	-.65	.2578	.85	.8023	2.35	.9906		
-2.10	.0179	-.60	.2743	.90	.8159	2.40	.9918		
-2.05	.0202	-.55	.2912	.95	.8289	2.45	.9929		